

15TH

2020-21

ANNUAL REPORT





**OUR
SUCCESSFUL
INNOVATIONS**

- **TPRS Twisting Machine**
- **Twisting / Cabling Machine**
- **Double Deck Spun Twister**
- **Economical TFO for Weaving Industry**
- **Continuous Bulking & Heat Setting Machines**
for carpet & Bath Mat Yarn

**Table Of
Content**

CORPORATE OVERVIEW

01	Board of Directors	P. 007
02	MEERA at a Glance	P. 009
03	Letter to Shareholders	P. 013
04	Company Information	P. 016

FINANCIAL STATEMENTS

STANDALONE

05	Independent Auditors' Report on Financial Statements	P. 017
06	Balance Sheet	P. 027
07	Statement of Profit and Loss	P. 029
08	Cash Flow Statement	P. 030
09	Notes to the Financial Statements	P. 032

CONSOLIDATED

10	Independent Auditors' Report on Consolidated Financial Statements	P. 061
11	Consolidated Balance Sheet	P. 067
12	Consolidated Statement of Profit and Loss	P. 069
13	Consolidated Cash Flow Statement	P. 070
14	Notes to the Consolidated Financial Statements	P. 072

GOVERNANCE

15	Board of Director's Report	P. 105
16	Annexures to Board Report	P. 113

INFORMATION FOR SHAREHOLDER


17	Notice of Annual General Meeting	P. 131
----	----------------------------------	--------

The Company

Our greatest asset is our people. Having highly dedicated & committed team with their vast & rich experinece, we strengthen our manufacturing & production process.

Our Constant quest for innovative through research is not limited. We design, develop & manufacture high-tech textile machinery offering intelligent solutions, operational reliability, quality & economic efficiency. With the synergy of creativity, we took a leap forward integrating science & technology as our core strength.

We have established a strong foothold in international textile segment by exporting our machines worldwide



SUCCESSFUL INNOVATIONS

- TPRS Twisting Machine
- Twisting / Cabling Machine
- Double Deck Spun Twister
- Economical TFO for Weaving Industry
- Continuous Bulking & Heat Setting Machines for carpet & Bath Mat Yarn

VARIOUS APPRECIATION


- Research & Development Award
- Research & Development (Innovation) Award
- Special Export Award
- Bhartiya Udyog Ratan Award
- Indian Leadership Award for Industrial Development

About Us

Meera Industries Limited an ISO 9001 company is a renowned name in the field of twisting, cabling and continuous heat setting machines. Having Presence in more than 29 countries, we are known for innovating new technologies and providing complete customized solutions to our customers.

We have a in house R&D center recognized by the Department of Scientific and Industrial Research (DSIR) We are also a recipient of two R&D awards continuously for 2 years in a row from Textile manufacturers Association (TMMA) for pioneering Single Step S/Z twisting technology (TPRS) and continuous Bulking and Heat Setting Machines (Meerabah) in India.

Energy conservation, Better Productivity and Ease of Use are the goals in mind when we design machines. We assure you to serve in the best possible way we can.





BOARD OF DIRECTORS



Dharmesh Desai
Chairman & Managing Director



Bijal Desai
Whole Time Director



CA. Mayank Desai
Non-Executive Director



Hetal Mehta
Independent Director



CA. Sanjay Mehta
Independent Director

To Become Global Leader In World Class Manufacturing

Core Values

Innovation | Leadership | Passion | Teamwork | Commitment

● CUSTOMER CENTRIC.

● WELL KNOWN BRAND.
In Domestic As-well-as International Market

● ONE STOP SOLUTION.
All Kind Of Twisting & Winding Machine Under One Roof.

● TECHNOLOGICAL PROWESS.

● INTERNATIONAL STANDARDS.
At Par With International Manufacturing Standards.

● EXCELLENT CUSTOMER CARE.
Personalized Customer Care.

● QUALITY CONTROL.
Stringent Quality Checks At Every Step.

● LEADERS IN INNOVATION.
Innovative, Authentic & Futuristic Approach.

PRODUCT
KEY STRENGTH

Sales Funnel



LETTER FROM THE CHAIRMAN



Dear Shareholders,

On behalf of the Board of Directors of the Company, I extend a warm welcome to all at the 15th Annual General Meeting of our Company. I believe your family and you are keeping well in the midst of this unprecedented pandemic. The COVID-19 pandemic has demonstrated to most nations across the world that free market economies cannot be at the cost of self-reliance. We must believe in our own capabilities and must be able to depend on it especially in times of crisis.

We have also made a small effort as an organisation, with the strengths of all the members of the Company, to deploy a sustainable and resilient response to this global pandemic. Though the F-Y 2020-'21 faced various headwinds, the focused approach of the Company ensured good performance.

With continuous innovation, superior product quality and strong expertise, we are well positioned for a sustainable future.

During the year, we delivered the stand-alone revenue of Rs. 22.27 Crores and consolidated revenue of Rs. 22.73 Crores. As volatility in forex and business scenario, we have clocked stand-alone PAT of Rs. 2.20 Crores, while Consolidated PAT is Rs. 2.22 Crores.

Over the last few years, our company has established a global presence with one or more products in 29 Countries across 5 continents in which MIL exports. In the past three years we are striving to make people aware regarding our products through participation in various Exhibitions, conferences and trade shows held in various countries.

THE BUSINESS

Core business segment:

**a famous american musician Duke Ellington has said
“ A problem is a chance for you to do your best.”**

As said in the beginning, 2020-21 was painted with the passive sentiments and words like Lockdown and slowdown. Yes, along with everyone else we also had our share of gloomy days, weeks and months. But we decided to focus on what we are best at, which is innovation.

Innovative, Authentic and Futuristic are the core values which have been driving the growth of MEERA since inception.

And we decided to go full throttle on new product development projects which have been languishing for a long time due to lack of attention during normal days.

Also, growth in the company can come from two sides, either by capturing new territories and selling existing products or developing new products for the existing markets. The focus on the core values really paid us well. At the end of this financial year we were ready with a new mix of products with advanced features.

Along with many minor developments, we can categorically say that, we developed two new major products which can be marked as a major milestone. They are -

- CT-260 Cabler / Twister with Individual Tape Drive System for BCF Carpet Segment.
- DTX-300 Twister with Precision winding for Technical Textile Segment.

Overall, this period of lockdown helped us to improve our product mix extensively. We are ready now to take on different segments of textile at micro level application by application like

- Industrial Threads
- Fishing Twines
- Belting and Cords.
- Carpets
- Artificial Grass
- Safety Products
- FIBC etc.

Looking Ahead:

We are optimistic and During this tough time I remember, one of the famous sayings by – Martin Luther King, Jr.

**“We must accept finite disappointment,
but we must never lose infinite hope.”**

The market world over is picking up gradually, the world has found the vaccines, travelling has begun. We hope that market demand for the twisting machine will turnaround with a V shape curve. And there are reasons to believe.

The world economy has seen an influx of trillion of dollars of new money pumped into the system by governments. Economic narrative for all the governments world over has seen a shift from being global to being local. Govt is incentivising industries for new local infrastructure build up. All this will lead to massive demand generation in various industries including textile.

As I said earlier, the product mix at Meera has gone multifold in recent years. Now, we have an umbrella of products to touch upon various textile sectors at micro levels.

Among all, we foresee the Carpet and Technical textile segment namely, Geotech, Agrotech, Packtech, Protech, Buildtech would be one of our major revenue generation segments.

We consider this segment as a High Value High Volume segment.

Twisting being a highly technical segment, In India and World over the big textile mills with massive order books have always been leaning towards European and American machines.

Lately with the development of new models like CT-260, DTX-300, TPRX-50, AWW-250, we are gradually winning the confidence of big guys in this segment.

We believe in the coming years MEERA will add layer 2 to its existing mix of customers. This layer 2 will comprise of big mills with high value order size.

I am confident that with innovative products in hand, and a highly committed workforce, our Company will maintain and continue to reinforce its strong position across the Markets. Besides focusing on the growth of our business, we are also committed to extend our social responsibility and contribute to a better tomorrow.

Finally, I would like to thank our shareholders, customers, employees and the management team for their incredible support to the Company. I would like to extend gratitude to my fellow Board members for their continued guidance in ensuring that MEERA delivers on its future plans.

Regards,

Dharmesh V. Desai

Chairman and Managing Director

CARPET TWISTER / CABLER BULKING AND HEAT SETTING

Polyester | PP | PA | PET | Acrylic





ONE STEP TWINE TWISTER

PP, POLY, COTTON, NYLON

MEERA

FUTURISTIC SOLUTIONS

15



CORPORATE INFORMATION

Board of Directors

Mr. Dharmesh Desai
Chairman and Managing Director

Mrs. Bijal Desai
Whole-time Director

CA. Mayank Desai
Non Executive Director

Mr. Hetal Mehta
Independent Director

CA. Sanjay Mehta
Independent Director

Ms. Bhavisha Khakhkhkar
Company Secretary

Mr. Vinod Ojha
Chief Financial Officer

Registrar and Transfer Agent
Kfin Technologies Private Limited,
Karvy Selenium Tower B, Plot 31-32, Gachibowli,
Financial District, Nanakramguda, Hyderabad 500 032,
Ph: +91 40-67162222 | Fax: +91 40-23431551
e-mail: einward.ris@karvy.com

Statutory Auditors
M/s K A Sanghvi & Co LLP
Chartered Accountants, Surat.

Bankers
Kotak Mahindra Bank

Registered Office
2126, Road No. 2, GIDC Sachin,
Surat – 394 230, Gujarat, INDIA.
Tel: 0261- 2399114 | Fax: +91-261-2397269.
E-mail: cs@meeraind.com | Website: www.meeraind.com

CIN:
L29298GJ2006PLC048627

TO MEMBERS

The Ministry of Corporate Affairs has taken a “Green Initiative in the Corporate Governance” by allowing paperless compliances by the companies and has issued circulars stating that service of notice / documents including Annual Report can be sent by e-mail to its members. To support this green initiative of the Government members who have not registered their e-mail addresses, are requested to register their e-mail addresses with the RTA /s Kfin Technologies Private Limited, Hyderabad by an E-mail or Letter. Members are requested to bring this copy with them at the meeting as no copies shall be distributed at the meeting again.

16

INDEPENDENT AUDITORS' REPORT

**TO THE MEMBERS OF
MEERA INDUSTRIES LIMITED**

Report on the Standalone Financial Statements

OPINION

We have audited the accompanying Standalone Financial Statements of MEERA INDUSTRIES LIMITED ("the company"), which comprise the Balance Sheet as at 31st March 2021, the Statement of Profit and Loss, and Statement of cash flows for the year then ended, and notes to the standalone financial statements, including a summary of significant accounting policies and other explanatory information. (hereinafter referred to as "the standalone financial statements")

In our opinion and to the best of our information and according to the explanations given to us, the aforesaid standalone financial statements give the information required by the Companies Act, 2013 ("the Act") in the manner so required and give a true and fair view in conformity with the Accounting Standards prescribed under section 133 of the Act read with the Companies (Accounting Standards) Rules, 2006 and other accounting principles generally accepted in India, of the state of affairs of the Company as at March 31, 2021 and profit, and its cash flows for the year ended on that date.

BASIS FOR OPINION

We conducted our audit of the standalone financial statements in accordance with the Standards on Auditing (SAs) specified under section 143(10) of the companies Act, 2013. Our responsibilities under those standards are further described in the Auditor's Responsibilities for the Audit of the standalone Financial Statements section of our report. We are independent of the Company in accordance with the Code of Ethics issued by the Institute of Chartered Accountants of India together with the ethical requirements that are relevant to our audit of the standalone financial statements under the provisions of the Companies Act, 2013 and the Rules thereunder, and we have fulfilled our other ethical responsibilities in accordance with these requirements and the ICAI's Code of Ethics. We believe that the audit evidence we have obtained is sufficient and appropriate to provide a basis for our audit opinion on the standalone financial statements.

KEY AUDIT MATTERS

Key audit matters are those matters that, in our professional judgment, were of most significance in our audit of the standalone financial statements of the current period. These matters were addressed in the context of our audit of the standalone financial statements as a whole, and in forming our opinion thereon, and we do not provide a separate opinion on these matters. We have determined the matters described below to be the Key Audit Matters to be communicated in our report.

S.No.	Key Audit Matter	How the matter was addressed in our audit
1.	<p>Evaluation of uncertain Tax positions.</p> <p>The company has material uncertain tax positions including matters under dispute which involves significant judgment to determine the possible outcome of the said dispute. Refer Note No. 41 to the standalone financial statements</p>	<p>Obtained details of completed VAT tax assessment and demand for the year ended March 31, 2021 from management.</p> <p>We involved our internal experts to challenge the management's underlying assumptions in estimating the tax provision and the possible outcome of the dispute. Our internal experts also considered legal precedence and other rulings in evaluating management's position on this uncertain tax position. Additionally, we considered the effect of new information in respect of uncertain tax position as at 01.04.2020 to evaluate whether any change was required to management's position on this uncertainties.</p>

2.	<p>The Company determines the allowance for credit losses based on historical loss experience adjusted to reflect current and estimated future economic conditions. The Company considered current and anticipated future economic conditions on the basis of the related credit information for its customers to estimate the probability of default in future and has taken into account estimates of possible effect from the pandemic relating to COVID-19. We identified allowance for credit losses as a key audit matter because of the significant judgement involved in calculating the expected credit losses. This required a high degree of auditor judgment and an increased extent of effort when performing audit procedures to evaluate the reasonableness of management's estimate of the expected credit losses.</p>	<p>Our audit procedures related to the allowance for credit losses for trade receivables included the following, among others:</p> <ul style="list-style-type: none"> a) We tested the effectiveness of controls over the (1) development of the methodology for the allowance for credit losses, including consideration of the current and estimated future economic conditions, (2) completeness and accuracy of information used in the estimation of probability of default, and (3) computation of the allowance for credit losses. b) For a sample of customers we tested the input data such as credit related information used in estimating the probability of default by comparing them to external and internal sources of information. c) We evaluated the incorporation of the applicable assumptions into the estimate of expected credit losses and tested the mathematical accuracy and computation of the allowances by using the same input data used by the Company. d) We evaluated the qualitative adjustment to the historical loss rates, including assessing the basis for the adjustments and the reasonableness of the significant assumptions.
----	--	--

OTHER INFORMATION

The company's management and Board of Directors are responsible for the preparation of the other information. The other information comprises the information included in the company's annual report, management discussion and analysis, Board's report including Annexures to Board's report but does not include the standalone Financial Statements and our auditor's report thereon.

Our opinion on the Standalone Financial Statements does not cover the other information and we do not express any form of assurance conclusion thereon.

In connection with our audit of the standalone financial statements, our responsibility is to read the other information and, in doing so, consider whether the other information is materially inconsistent with the Standalone Financial Statements or our knowledge obtained during the course of our audit or otherwise appears to be materially misstated / inconsistent.

If, based on the work we have performed, we conclude that there is material misstatement of this other information, we are required to report that fact. We have nothing to report in this regard.

MANAGEMENT'S AND BOARD OF DIRECTOR'S RESPONSIBILITY FOR THE STANDALONE FINANCIAL STATEMENTS

The Company's management and Board of Directors are responsible for the matters stated in section 134(5) of the Companies Act, 2013 ("the Act") with respect to the preparation of these standalone financial statements that give a true and fair view of the financial position, financial performance and cash flows of the Company in accordance with the Accounting Standards specified under Section 133 of the Act and other accounting principles generally accepted in India. This responsibility also includes the maintenance of adequate accounting records in accordance with the provision of the Act for safeguarding of the assets of the Company and for preventing and detecting the frauds and other irregularities; selection and application of appropriate implementation and maintenance of accounting policies; making judgments and estimates that are reasonable and prudent; and design, implementation and maintenance of adequate internal financial controls, that were operating effectively for ensuring the accuracy and completeness of the accounting records, relevant to the preparation and presentation of the standalone financial statements that give a true and fair view and are free from material misstatement, whether due to fraud or error.

In preparing the standalone financial statements, management and Board of Directors are responsible for assessing the Company's ability to continue as a going concern, disclosing, as applicable, matters related to going concern and using the going concern basis of accounting unless management either intends to liquidate the Company or to cease operations, or has no realistic alternative but to do so.

The Board of Directors is also responsible for overseeing the company's financial reporting process.

AUDITOR'S RESPONSIBILITY FOR THE AUDIT OF THE STANDALONE FINANCIAL STATEMENTS

Our objectives are to obtain reasonable assurance about whether the standalone financial statements as a whole are free from material misstatement, whether due to fraud or error, and to issue an Auditor's report that includes our opinion. Reasonable assurance is a high level of assurance, but is not a guarantee that an audit conducted in accordance with SAs will always detect a material misstatement when it exists. Misstatements can arise from fraud or error and are considered material if, individually or in the aggregate, they could reasonably be expected to influence the economic decisions of users taken on the basis of these standalone financial statements.

As part of an audit in accordance with SAs, we exercise professional judgment and maintain professional skepticism throughout the audit. We also:

- Identify and assess the risks of material misstatement of the standalone financial statements, whether due to fraud or error, design and perform audit procedures responsive to those risks, and obtain audit evidence that is sufficient and appropriate to provide a basis for our opinion. The risk of not detecting a material misstatement resulting from fraud is higher than for one resulting from error, as fraud may involve collusion, forgery, intentional omissions, misrepresentations, or the override of internal control.
- Obtain an understanding of internal financial controls relevant to the audit in order to design audit procedures that are appropriate in the circumstances. Under section 143(3)(i) of the Act, we are also responsible for expressing our opinion on whether the Company has adequate internal financial controls with reference to financial statements in place and the operating effectiveness of such controls.
- Evaluate the appropriateness of accounting policies used and the reasonableness of accounting estimates and related disclosures in the standalone financial statements made by management and the Board of Directors.

- Conclude on the appropriateness of management and Board of Directors use of the going concern basis of accounting and, based on the audit evidence obtained, whether a material uncertainty exists related to events or conditions that may cast significant doubt on the Company's ability to continue as a going concern. If we conclude that a material uncertainty exists, we are required to draw attention in our auditor's report to the related disclosures in the standalone financial statements or, if such disclosures are inadequate, to modify our opinion. Our conclusions are based on the audit evidence obtained up to the date of our auditor's report. However, future events or conditions may cause the Company to cease to continue as a going concern.
- Evaluate the overall presentation, structure and content of the standalone financial statements, including the disclosures, and whether the standalone financial statements represent the underlying transactions and events in a manner that achieves fair presentation.

Materiality is the magnitude of misstatements in the standalone financial statements that, individually or in aggregate, makes it probable that the economic decisions of a reasonably knowledgeable user of the financial statements may be influenced. We consider quantitative materiality and qualitative factors in (i) planning the scope of our audit work and in evaluating the results of our work; and (ii) to evaluate the effect of any identified misstatements in the standalone financial statements.

We communicate with those charged with governance regarding, among other matters, the planned scope and timing of the audit and significant audit findings, including any significant deficiencies in internal control that we identify during our audit.

We also provide those charged with governance with a statement that we have complied with relevant ethical requirements regarding independence, and to communicate with them all relationships and other matters that may reasonably be thought to bear on our independence, and where applicable, related safeguards.

From the matters communicated with those charged with governance, we determine those matters that were of most significance in the audit of the standalone financial statements of the current period and are therefore the key audit matters. We describe these matters in our auditor's report unless law or regulation precludes public disclosure about the matter or when, in extremely rare circumstances, we determine that a matter should not be communicated in our report because the adverse consequences of doing so would reasonably be expected to outweigh the public interest benefits of such communication.

REPORT ON OTHER LEGAL AND REGULATORY REQUIREMENTS

1. As required by the Companies (Auditor's Report) Order, 2016 ("the Order"), issued by the Central Government of India in terms of sub-section (11) of Section 143 of the Companies Act, 2013 we give in the "Annexure-A", a statement on the matters specified in the paragraph 3 and 4 of the Order, to the extent applicable.

2. (A) As required by Section 143(3) of the Act, we report that:

a. We have sought and obtained all the information and explanations which to the best of our knowledge and belief were necessary for the purposes of our audit ;

b. In our opinion, proper books of account as required by law have been kept by the Company so far as appears from our examination of those books ;

c. The standalone Balance Sheet, the standalone Statement of Profit and Loss, and the standalone Cash Flow Statement dealt with by this Report are in agreement with the relevant books of account;

d. In our opinion, the aforesaid Standalone Financial Statements comply with the Accounting Standards specified under Section 133 of the Act, read with Rule 7 of the Companies (Accounts) Rules, 2014 ;

e. On the basis of written representations received from the directors as on 31st March, 2021, taken on record by the Board of Directors, none of the directors are disqualified as on 31st March, 2021, from being appointed as a director in terms of Section 164(2) of the Act; and

f. With respect to the adequacy of the

internal financial controls over financial reporting of financial statements of the Company and the operating effectiveness of such controls, refer to our separate report in "Annexure B". Our report expresses an unmodified opinion on the adequacy and operating effectiveness of the Company's internal financial controls over financial reporting.

(B) With respect to the other matters to be included in the Auditor's Report in accordance with the requirements of section 197(16) of the Act :

In our opinion and to the best of our information and according to the explanations given to us, the remuneration paid by the Company to its directors during the current year is in accordance with the provisions of section 197 of the Act.

The remuneration paid to any director is not in excess of the limits laid down under section 197 of the Act. The Ministry of Corporate Affairs has not prescribed other details under section 197(16) which are required to be commented upon by us.

(C) With respect to the other matters to be included in the Auditor's Report in accordance with Rule 11 of the Companies (Audit and Auditor's) Rules, 2014, in our opinion and to the best of our information and according to the explanations given to us:

1. The Company has disclosed the impact of pending litigations as at 31st March, 2021 on its financial position in its standalone financial statements – Refer Note 41 to the financial statements.

2. The Company did not have any long-term contracts including derivatives contracts for which there were any material foreseeable losses.

3. There has been no delay in transferring amounts, required to be transferred, to the Investor Education and Protection Fund by the Company.

Place : SURAT
Date : 29/06/2021

for **K A SANGHAVI AND CO LLP**
Chartered Accountants
FRN : 0120846W/W100289

AMISH ASHVINBHAI SANGHAVI
PARTNER
M. NO. 101413
ICAI UDIN : 21101413AAAAFQ2883

ANNEXURE A
To the Independent Auditor's Report on
the Standalone financial statements
year ended 31ST March, 2021.

(Referred to in paragraph 1 under the heading “Report on other legal and regulatory requirements” section of our report of even date)

I.

- a. The Company has maintained proper records showing full particulars, including quantitative details and situation of fixed assets.
- b. The company has a regular programme of physical verification of its assets by which all assets are verified in a phased manner over a period of 2 years. In accordance with this programme, a portion of fixed

assets has been physically verified by the management during the year and no material discrepancies have been noticed on such verification. In our opinion, this periodicity of physical verification is reasonable having regard to the size of the company and the nature of its assets.

c. According to the information and explanations given by the management, the title deeds of immovable properties as disclosed in Note No. 10 “Tangible Assets” under “Property Plant and Equipments” to the Standalone Financial Statements, are held in the name of the Company except in the following cases.

In ₹ Crore

SR. No.	Particulars	Free hold land	Total
1	Gross Block As on 31.03.2021	4.22	4.22
2	Net Block As on 31.03.2021	4.22	4.22
3	Total Number of cases	1	1

The Above land situated in GIDC Sachin and the transfer process is pending at GIDC and hence the title deeds could not be in the name of the company.

II

- a. The management has conducted physical verification of inventory except goods-in-transit at reasonable intervals during the year.
- b. The procedures of physical verification of inventory followed by the management are reasonable and adequate in relation to the size of the Company and the nature of its business. In respect of inventory lying with third parties, these have substantially been confirmed by them.
- c. The Company is maintaining proper records of inventory and no material discrepancies with book records were noticed on physical verification.

III.

According to the information and explanations given to us, the Company has not granted loans, secured or unsecured to companies, firms, Limited Liability Partnerships or other parties covered in the register maintained under section 189 of the Companies Act, 2013. Accordingly, provisions of clauses 3(iii) (a), (b) & (c) of the Order are not applicable to the Company and hence not commented upon.

IV.

The company has not granted any loans or provided any guarantees or security to the parties covered under section 185 of the Act. The company has complied with the provisions of Section 186 of the Act, in respect of investments made, or loans or guarantee or security provided to the parties covered under section 186 of the Act.

V.

According to information and explanations given to us, the Company has not accepted any deposits from the public within the meaning of directives issued by Reserve Bank of India, provisions of Section 73 to 76 of the Act, and the Companies (Acceptance of Deposits) Rule, 2014 (as amended). Accordingly, the provisions of clause 3(v) of the Order are not applicable to the Company and hence not commented upon.

VI.

The provisions of The Companies (Cost Records and Audit) Rules, 2014 as amended by the Companies (cost records and audit) Amendment Rules, 2016 read with provisions of Sec. 148(1) of The Companies

Act, 2013 for the maintenance of cost records are not applicable to the company. Hence the Company is not required to maintain Cost Records and hence not required to get the cost audit done as per the provisions of The Companies (Cost Records and Audit) Rules, 2014

VII.

a. According to the information and explanations given to us and the records of the company examined by us, in our opinion, the Company is generally regular in depositing the undisputed statutory dues including provident fund, employees' state insurance, income-tax, customs duty, GST, cess, professional tax and other material statutory dues applicable to it, with appropriate authorities. However, there has been a slight delay in few cases.

According to the information and explanations given to us, no undisputed amounts payable in respect of provident fund, employees' state insurance, income-tax, customs duty, GST, cess, and other material statutory dues were in arrears as at 31ST March, 2020 for a period of more than six months from the date they became payable except employees professional tax.

b. According to the information and explanations given to us, there are no dues of income tax, sales tax, VAT, service tax, GST, customs duty, Central Excise Duty which have not been deposited with the appropriate authorities on account of any dispute other than those mentioned hereunder.

Nature of statute	Nature of Dues	Amount unpaid	Period to which the amount relates (Assessment Year)	Forum where Dispute is pending
Gujarat Value Added Tax Act, 2003	Demand raised under the assessment regarding Guj. Value Added Tax and Input tax credit along with Interest and Penalty.	Rs.12,52,464/- (Rs.13,02,464 – 50,000 paid during the year)	2006-2007	Hon. Tribunal, Commercial Tax, Gujarat State, Ahmedabad

VIII. According to the information and explanations given to us, the company has not taken any loans or borrowings from any financial institutions, bank or Government nor has it issued any Debentures or outstanding during the year. Hence, the provisions of clause 3(viii) of the Order are not applicable to the Company and hence not commented upon.

IX. The Company has not raised any moneys by way of initial public offer, further public offer (including debt instruments) or term loans during the year. Accordingly, paragraph 3 (ix) of the Order is not applicable to the Company.

X. Based upon the audit procedures performed for the purpose of reporting the true and fair view of the Financial Statements and according to the information and explanations provided by the management, we report that no fraud by the Company or no material fraud on the Company by the officers and employees of the Company has been noticed or reported during the year.

XI. According to the information and explanations given to us and based on our examination of the records of the Company, the Company has paid/provided for managerial remuneration in accordance with the requisite approvals mandated by the provisions of Section 197 read with Schedule V to the Act.

XII. In our opinion and according to the information and explanations given to us, the company is not a Nidhi company. Accordingly, the provisions of clause 3(xii) of the Order are not applicable to the Company and hence not commented upon.

XIII. According to the information and explanations given to us and based on our examination of the records of the Company, transactions with the related parties are in compliance with Section 177 and 188 of the Act where applicable and details of such transactions have been disclosed in the notes to the standalone financial statements as required by the applicable accounting standards.

XIV. According to the information and explanations given to us and based on our examinations of the records of the Company, the Company has not made any preferential allotment or private placement of shares or fully or partly convertible debentures during the year. Accordingly, the provisions of clause 3(xiv) of the Order are not applicable to the Company and hence not commented upon.

XV. According to the information and explanations given to us and based on our examination of the records of the Company, the Company has not entered into non-cash transactions with directors or persons connected with him as referred to in Section 192 of the Act.

Accordingly the provisions of clause 3(xv) of the Order are not applicable and hence not commented upon.

XVI. According to the information and explanations given to us, the company is not required to be registered under

section 45 IA of the Reserve Bank of India Act, 1934. Accordingly, the provisions of clause 3(xvi) of the Order are not applicable to the Company and hence not commented upon.

Place:SURAT

Date:29/06/2021

for **K A SANGHAVI AND CO LLP**

Chartered Accountants

FRN : 0120846W/W100289

AMISH ASHVINBHAI SANGHAVI

PARTNER

M. NO. 101413

ICAI UDIN : 21101413AAAAFQ2883

ANNEXURE B

To the Independent Auditor's Report on the Standalone financial statements

year ended 31ST March, 2021.

Report on the Internal Financial Controls Over Financial Reporting under Clause (i) of Sub-section 3 of Section 143 of the Companies Act, 2013 ("the Act")

Opinion :

We have audited the internal financial controls with reference to Financial statements of MEERA INDUSTRIES LIMITED ("the Company") as of March 31, 2021 in conjunction with our audit of the standalone financial statements of the Company for the year ended on that date.

In our opinion, to the best of our information and according to the explanations given to us, the Company has, in all material respects, an adequate internal financial controls system over financial reporting with reference to the financial statements and such internal financial controls over financial reporting were operating effectively as at March 31, 2021, based on the internal control over financial reporting with reference to the financial statements criteria established by the Company considering the essential components of internal control stated in the Guidance Note on Audit of Internal Financial Controls Over Financial Reporting issued by the Institute of Chartered Accountants of India.

Management's Responsibility for Internal Financial Controls

The Company's management and Board of Directors of the Company are responsible for establishing and maintaining internal financial controls based on the internal control over financial reporting with reference to the financial statements criteria established by the Company considering the essential components of internal control stated in the Guidance Note on Audit of Internal Financial Controls Over Financial Reporting issued by the Institute of Chartered Accountants of India. These responsibilities include the design, implementation and maintenance of adequate internal financial controls that were operating effectively for ensuring the orderly and efficient conduct of its business, including adherence to respective policies of the Company, the safeguarding of its assets, the prevention and detection of frauds and errors, the accuracy and completeness of the accounting records, and the timely preparation of reliable financial information, as required under the Companies Act, 2013.

Auditor's Responsibility

Our responsibility is to express an opinion on the Company's internal financial controls over financial reporting with reference to the financial statements of the Company based on our audit. We conducted our audit in accordance with the Guidance Note on Audit of Internal

Financial Controls Over Financial Reporting (the "Guidance Note") issued by the Institute of Chartered Accountants of India and the Standards on Auditing prescribed under Section 143(10) of the Companies Act, 2013, to the extent applicable to an audit of internal financial controls with reference to financial statements. Those Standards and the Guidance Note require that we comply with ethical requirements and plan and perform the audit to obtain reasonable assurance about whether adequate internal financial controls over financial reporting with reference to financial statements was established and maintained and whether such controls operated effectively in all material respects.

Our audit involves performing procedures to obtain audit evidence about the adequacy of the internal financial controls system over financial reporting with reference to financial statements and their operating effectiveness. Our audit of internal financial controls over financial reporting with reference to financial statements included obtaining an understanding of such internal financial controls over financial reporting, assessing the risk that a material weakness exists, and testing and evaluating the design and operating effectiveness of internal control based on the assessed risk. The procedures selected depend on the auditor's judgement, including the assessment of the risks of material misstatement of the standalone financial statements, whether due to fraud or error.

We believe that the audit evidence we have obtained, is sufficient and appropriate to provide a basis for our audit opinion on the Company's internal financial controls system over financial reporting with reference to the financial statements of the Company.

Meaning of Internal Financial Controls Over Financial Reporting with reference to Financial Statements

A company's internal financial control over financial reporting with reference to the financial statements is a process designed to provide reasonable assurance regarding the reliability of financial reporting and the preparation of financial statements for external purposes in accordance with generally accepted accounting principles. A company's internal financial controls over financial reporting with reference to the Financial Statements includes those policies and procedures that (1) pertain to the maintenance of records that, in reasonable detail, accurately and fairly reflect the transactions and dispositions of the assets of the company; (2) provide reasonable assurance that transactions are recorded as necessary to permit preparation of financial statements in accordance with generally accepted accounting principles, and that receipts and expenditures of the company are being made only in accordance with authorisations of

management and directors of the company; and (3) provide reasonable assurance regarding prevention or timely detection of unauthorised acquisition, use, or disposition of the company's assets that could have a material effect on the financial statements.

Inherent Limitations of Internal Financial Controls Over Financial Reporting with reference to the Financial Statements

Because of the inherent limitations of internal financial controls over financial reporting with reference to the

financial statements, including the possibility of collusion or improper management override of controls, material misstatements due to error or fraud may occur and not be detected. Also, projections of any evaluation of the internal financial controls over financial reporting with reference to the financial statements to future periods are subject to the risk that the internal financial control over financial reporting with reference to the financial statements may become inadequate because of changes in conditions, or that the degree of compliance with the policies or procedures may deteriorate.

Place:SURAT

Date:29/06/2021

for **K A SANGHAVI AND CO LLP**

Chartered Accountants

FRN : 0120846W/W100289

AMISH ASHVINBHAI SANGHAVI

PARTNER

M. NO. 101413

ICAI UDIN : 21101413AAAAFQ2883

INTENTIONALLY BLANK

BALANCE SHEET AS AT

Year ended 31st march 2021

(₹ in Lakhs)

Particulars	Note	31/03/2021	31/03/2020
EQUITY AND LIABILITIES			
Shareholders' funds			
Share capital	3	1,067.88	1,067.88
Reserves and surplus	4	1,416.35	1,249.77
Money received against share warrants		-	-
		2,484.23	2,317.65
Share application money pending allotment		-	-
Non-current liabilities			
Long-term borrowings		-	-
Deferred tax liabilities (Net)	5	33.98	20.28
Other Long term liabilities		-	-
Long-term provisions	6	7.57	10.00
		41.55	30.28
Current liabilities			
Short-term borrowings		-	-
Trade payables	7	455.74	385.91
Other current liabilities	8	291.21	173.74
Short-term provisions	9	65.62	17.60
		812.57	577.26
TOTAL		3,338.35	2,925.18
ASSETS			
Non-current assets			
Property, Plant and Equipment			
Tangible assets	10	1,289.34	927.55
Intangible assets	11	20.66	19.98
Capital work-in-progress	12	57.09	16.82
Intangible assets under development		-	-
		1,367.09	964.34
Non-current investments	13	64.76	64.76
Deferred tax assets (net)		-	-
Long-term loans and advances	14	112.11	539.79
Other non-current assets		-	-
		1,543.97	1,568.89
Current assets			
Current investments	15	4.56	5.94
Inventories	16	766.23	733.80
Trade receivables	17	427.60	198.33
Cash and cash equivalents	18	345.23	105.32
Short-term loans and advances	19	244.17	307.09
Other current assets	20	6.60	5.81
		1,794.38	1,356.29
TOTAL		3,338.35	2,925.18

The accompanying notes form an integral part of these standalone financial statements

Notes :

1. The figures in brackets represent outflows.
2. Previous period's figures have been regrouped / reclassified, wherever necessary, to confirm to current year presentation.

In terms of our attached report of even date

For K A SANGHAVI AND CO LLP

CHARTERED ACCOUNTANTS

FRN : 120846W/W100289

UDIN : 21101413AAAAFQ2883

AMISH ASHVINBHAI SANGHAVI

(DESIGNATED PARTNER)

M. NO. : 101413

Place:SURAT

Date:29/06/2021

For and on behalf of the Board of Directors of
MEERA INDUSTRIES LIMITED

DHARMESH VINODBHAI DESAI

(MANAGING DIRECTOR)

(DIN : 00292502)

BIJAL DHARMESHBHAI DESAI

(WHOLE TIME DIRECTOR)

(DIN : 00292319)

BHAVISHA KHAKHKHAR

(COMPANY SECRETARY)

VINOD SATYANARAYAN OJHA

(CHIEF FINANCIAL OFFICER)

STATEMENT OF PROFIT AND LOSS

For the year ended 31st march 2021

(₹ in Lakhs)

Particulars	Note	31/03/2021	31/03/2020
Revenue from operations	21	2,177.31	2,015.63
Other income	22	49.64	85.33
Total Revenue		2,226.95	2,100.96
Expenses			
Cost of materials consumed	23	1128.40	1197.15
Purchases of Stock-in-Trade		-	-
Changes in inventories of finished goods work-in-progress and Stock-in-Trade	24	86.49	(19.02)
Employee benefits expense	25	264.63	277.91
Finance costs	26	1.96	3.32
Depreciation and amortization expense	27	52.99	42.17
Other expenses	28	394.26	519.59
Total expenses		1,928.73	2,021.10
Profit before exceptional, extraordinary and prior period items and tax		298.22	79.86
Exceptional items		-	-
Profit before extraordinary and prior period items and tax		298.22	79.86
Extraordinary Items		-	-
Profit before prior period items and tax		298.22	79.86
Prior Period Items	29	(2.22)	(1.30)
Profit before tax		296.00	78.56
Tax expense:	30		
Current tax		62.32	17.60
Deferred tax		13.70	5.09
Profit/(loss) for the period from continuing operations		219.98	55.87
Profit/(loss) from discontinuing operations		-	-
Tax expense of discontinuing operations		-	-
Profit/(loss) from Discontinuing operations (after tax)		-	-
Profit/(loss) for the period		219.98	55.87
Earnings per equity share:	31		
Basic		2.06	0.53
Diluted		2.06	0.53

The accompanying notes form an integral part of these standalone financial statements

In terms of our attached report of even date

For K A SANGHAVI AND CO LLP

CHARTERED ACCOUNTANTS

FRN : 120846W/W100289

UDIN : 21101413AAAAFQ2883

AMISH ASHVINBHAI SANGHAVI

(DESIGNATED PARTNER)

M. NO. : 101413

Place: SURAT

Date: 29/06/2021

For and on behalf of the Board of Directors of
MEERA INDUSTRIES LIMITED

DHARMESH VINODBHAI DESAI

(MANAGING DIRECTOR)

(DIN : 00292502)

BIJAL DHARMESHBHAI DESAI

(WHOLE TIME DIRECTOR)

(DIN : 00292319)

BHAVISHA KHAKHKHAR

(COMPANY SECRETARY)

VINOD SATYANARAYAN OJHA

(CHIEF FINANCIAL OFFICER)

CASH FLOW STATEMENT

For the year ended 31st march 2021

(₹ in Lakhs)

PARTICULARS	31ST MARCH 2021	31ST MARCH 2020
Cash flow from operating activities		
Profit / (loss) before tax and exceptional items	296.00	78.56
Adjustments for :		
Depreciation	52.99	42.17
Interest Income	(3.04)	(2.89)
Dividend Income	-	-
Profit on sale of Fixed Asset	-	(4.32)
Gain on Sale of Shares / Mutual Funds	(0.88)	(3.69)
Operating profit / (loss) before working capital change	345.07	109.83
Movements in working capital		
Increase / decrease in inventories	(32.43)	(147.14)
Increase / decrease in sundry Debtors	(229.26)	133.28
Increase / decrease in Short term advances and loans	72.96	(155.07)
Increase / decrease in other Current Assets	(0.78)	3.42
Increase / decrease in Long term advances and loans	427.68	(425.98)
Increase / decrease in Sundry Creditors	69.83	(83.34)
Increase / decrease in other Current Liability	117.47	45.29
Increase / decrease in short term provisions	1.10	
Increase / decrease in other Non - Current Liability	(2.43)	3.10
Cash (used in) / generated from operating activities	769.20	(516.63)
Direct tax paid, net	(25.43)	(46.73)
Net cash (used in) / generated flow from Operating activities	743.76	(563.35)
Cash flow from investing activities		
Purchase of Fixed asset	(455.74)	(574.70)
Proceeds from sale of Fixed Assets	-	41.30
Investment in Wholly Owned Subsidiary	-	-
Purchase of Shares / Mutual funds	(155.00)	(460.00)
Proceeds from sale of Shares / Mutual funds	157.25	457.75
Interest Income	3.04	2.89
Dividend Income	-	-
Net cash (used in) / generated from investing activities	(450.45)	(532.76)
Cash flow from financing activities		
Issue of share Capital AS FPO at premium of Rs. 215/- each	-	1,174.50
Payment of Final / Interim Dividend to Shareholders	(53.39)	(177.98)
Payment of Dividend Distribution Tax	-	(36.59)
Share Issue Expenses	-	(68.62)

Received from Borrowings	-	-
Repayment of Borrowings	-	-
Net cash (used in) / generated from financing activities	(53.39)	891.32
Net Increase/ decrease in cash and cash equivalent	239.92	(204.79)
Cash and cash equivalent at beginning of the year	105.32	310.11
Cash and cash equivalent at end of period	345.23	105.32

The accompanying notes form an integral part of these standalone financial statements

Notes :

1. The figures in brackets represent outflows.
2. Previous period's figures have been regrouped / reclassified, wherever necessary, to confirm to current year presentation.

In terms of our attached report of even date

For K A SANGHAVI AND CO LLP

CHARTERED ACCOUNTANTS

FRN : 120846W/W100289

UDIN : 21101413AAAAFQ2883

AMISH ASHVINBHAI SANGHAVI

(DESIGNATED PARTNER)

M. NO. : 101413

For and on behalf of the Board of Directors of
MEERA INDUSTRIES LIMITED

DHARMESH VINODBHAI DESAI

(DIRECTOR)

(DIN : 00292502)

BIJAL DHARMESHBHAI DESAI

(DIRECTOR)

(DIN : 00292319)

BHAVISHA KHAKHKHAR

(COMPANY SECRETARY)

VINOD SATYANARAYAN OJHA

(CHIEF FINANCIAL OFFICER)

STANDALONE NOTES ON ACCOUNTS FOR THE YEAR ENDED MARCH 31, 2021

1 CORPORATE INFORMATION :

Meera Industries Limited ("the Company") was incorporated on 05/07/2006 as a private Limited company and later on during Financial Year 2016-2017, it got converted in Public Limited Company domiciled in India. Its shares are listed on BSE SME platform effective from 09/05/2017. The company is primarily engaged in the business of manufacture and sale of customized textile machinery and machinery parts and trading and manufacturing of yarn including Import and Export of the same. The company has wholly owned subsidiary at USA.

2 SUMMARY OF SIGNIFICANT ACCOUNTING POLICIES :

(i) Basis of preparation of Financial Statements :

These financial statements of the company have been prepared in accordance with the Generally Accepted Accounting Principles in India ('Indian GAAP') to comply with the Accounting Standards specified under Section 133 of the Companies Act, 2013, read with Rule 7 of the Companies (Accounts) Rules, 2014 and the relevant provisions of the Companies Act, 2013. The financial statements have been prepared under the historical cost convention on accrual basis, except in case of assets for which provision for impairment for certain financial instruments which are measured at fair value.

All amounts included in the financial statements are reported figures in lakhs figure of Indian Rupees.

(ii) Presentation and disclosure of financial statements :

During the year end 31ST March 2021, the company has presented the financial statements as per the Schedule III notified under the Companies Act, 2013. The company has also reclassified the previous figures in accordance with the requirements applicable in the current year.

(iii) Use of estimates :

The preparation of financial statements in conformity with Indian GAAP requires management to make judgments, estimates and assumptions that affect the reported amounts of revenues, expenses, assets and liabilities and the disclosure of contingent liabilities, if any at the end of the reporting period. Although these estimates are based upon management's best knowledge of current events and actions, uncertainty about these assumptions and estimates could result in the outcomes requiring a material adjustment to the carrying amounts of assets or liabilities in future periods.

Estimation of uncertainties relating to the global health pandemic from COVID-19 (COVID-19):

The Company has considered the possible effects that may result from the pandemic relating to COVID-19 in the

preparation of these standalone financial statements including the recoverability of carrying amounts of financial and non-financial assets. In developing the assumptions relating to the possible future uncertainties in the global economic conditions because of this pandemic, the Company has, at the date of approval of these financial statements, used internal and external sources of information including credit reports and related information and economic forecasts and expects that the carrying amount of these assets will be recovered. The impact of COVID-19 on the Company's financial statements may differ from that estimated as at the date of approval of these standalone financial statements.

(iv) Property Plant and Equipment (AS 10) :

Tangible Fixed assets are carried at cost of acquisition and other applicable costs less accumulated depreciation and accumulated impairment loss, if any. The cost of fixed assets includes cost of acquisition plus, any freight, taxes, duties and other incidental expenses that are directly attributable to bring the assets to their working conditions for their intended use. Borrowing costs directly attributable to the qualifying assets are capitalized as part of the cost. The costs of internally generated assets comprise direct costs attributed to the generation of the assets.

Capital work in progress, if any comprises of the cost of fixed assets that are not yet ready for their intended use at the balance sheet date. Assets held for disposal, if any are stated at the lower of net book value and the estimated net realizable value.

When parts of the items of property, plant and equipment have different useful lives, they are accounted for as separate items (major components) of property, plant and equipment. Subsequent expenditure relating to the property, plant and equipment is capitalized only when it is probable that future economic benefits associated with these will flow to the company and the cost of the item can be measured reliably.

Gain / loss arising from de-recognition / sale / disposal of fixed assets are measured as the difference between the net disposal / sale proceeds and the carrying amount of the assets and are recognized in the statement of profit or loss when the asset is derecognized / disposed off.

Advances paid towards the acquisition of fixed assets, if any outstanding as of balance sheet date is disclosed under long term loans and advances.

(v) Intangible Assets :

Intangible assets are stated at the consideration paid for acquisition less accumulated amortization and accumulated impairment losses, if any. The intangible assets under development are considered as Capital Work in Progress until the same is registered in the name of the company.

(vi) Borrowing Costs (AS 16):

Borrowing costs attributable to the acquisition of qualifying assets, if any are capitalized as per the requirements of AS 16.

Borrowing cost primarily includes interest and amortisation of ancillary costs incurred in connection with the arrangement of borrowings.

Borrowing costs directly attributable to the acquisition, construction or production of an asset that necessarily takes a substantial period of time to get ready for its intended use or sale are capitalised as part of the cost of the respective asset.

(vii) Depreciation / Amortization :

Depreciation on tangible fixed assets is calculated on the Straight Line Method (SLM) based on the useful lives and residual values estimated by the management in accordance with Schedule II to the Companies Act, 2013. The identified components are depreciated separately over their useful lives; the remaining components are depreciated over the life of the principal asset.

Intangible assets, if any are amortized on a straight line basis over the estimated useful economic life.

(viii) Impairment of tangible and Intangible Assets (AS 28):

As per the estimates made by the management and as per the various assessments made by the management, there were no indicators whether internal or external (as provided in para 8 of AS 28) which has led to the impairment loss to any assets. Since there are no such indicators which suggest that the net value of the assets would fall significantly by passage of time and normal use, the company has not provided for any impairment loss for any assets during the current financial period. The company has chosen the "value in use" technique and as per the measurement of future cash flow, the management is of the opinion that the future cash flow and the terminal value of the assets would not be significantly less than the carrying value and hence no impairment for any assets has been provided for in the financial statements.

No reversal of impairment loss has been recognized in the Profit & loss Account.

Since the company has not carried out the activities in segments, the impairment loss or reversal of the impairment loss has not been provided for the segments.

(ix) Investments (AS 13):

Investments which are readily realisable and intended to be held for not more than one year from the date on which such investments are made, are classified as current investments. All other investments are classified as long-term investments.

On initial recognition, all investments are measured at cost. The cost comprises purchase price and directly attributable acquisition charges such as brokerage, fees and duties. If an investment is acquired, or partly acquired, by the issue of shares or other securities, the acquisition cost is the fair

value of the securities issued.

Current investments are carried in the financial statements at lower of cost and realisable value. Long-term investments are carried at cost. However, provision for diminution in value, if any is made to recognise a decline other than temporary in the value of such investments.

On disposal of an investment, if any, the difference between its carrying amount and net disposal proceeds is charged or credited to the statement of profit and loss.

(x) Government grants and subsidies (AS 12):

Grants and subsidies from the government are recognised when there is reasonable assurance that (i) the Company will comply with the conditions attached to them, and (ii) the grant / subsidy will be received.

When the grant or subsidy relates to revenue, it is recognised as income on a systematic basis in the statement of profit and loss over the periods necessary to match them with the related costs, which they are intended to compensate. Where the grant relates to an asset, it is recognised as deferred income and released to income in equal amounts over the expected useful life of the related asset.

(xi) Inventories (AS 2):

Inventories of materials include raw materials, yarn, stores and spares and consumables, packing materials, components, work-in-progress, stock in transit. Inventories for textile machinery manufacturing valued at the lower of cost and estimated net realisable value by following Weighted Average Method and for manufacturing of yarn valued at the lower of cost and estimated net realisable value by following at First in First out Method.

(xii) Revenue recognition (AS 9):

Revenue comprises sale & export of customized machinery, yarn and service income, interest income and export incentive income. Revenue is recognised to the extent it is probable that the economic benefits will flow to the Company and that the revenue can be reliably measured. The Company collects GST as applicable on behalf of the government and therefore, these are not economic benefits flowing to the Company. Hence, they are excluded from revenue.

Revenue from sale of goods is recognised in the statement of profit and loss when the significant risks and rewards in respect of ownership of goods has been transferred to the buyer as per the terms of the respective sales order, and the income can be measured reliably and is expected to be received.

Interest income are recognized on a time proportion basis taking into account the amount outstanding and the rate applicable.

Export incentives are recognised when the right to receive the same is established.

Duty drawback income on export is recognized on accrual basis when the right to receive the claim by the company is established.

Exchange gain is recognized on Net basis that is to say after netting off the exchange loss, if any. Exchange gain /

loss is recognised on transfer of amount to Rupees Account from Dollar Account maintained by the company during the reporting period.

(xiii) GST CREDIT :

GST credit available on purchase of materials, purchase of capital goods and input services is not charged to cost of material, capital goods and services. GST Credit availed is accounted by way of adjustment against GST payable on dispatch of finished goods, GST payable on rendering of services.

(xiv) Retirement and other Employee benefits (AS 15) :

a) Short term Employee benefits :

Short term benefits including salaries, social security contributions, short term compensated absences (such as paid annual leave) where the absences are expected to occur within twelve months after the end of the period in which the employees render the related service, profit sharing and bonus payable within twelve months after the end of the period in which the employees render the related services and non-monetary benefits (such medical care) for current employees are estimated and measured on an undiscounted basis.

b) Long term employee benefits :

Defined Contribution Plan :

All eligible employees of the company are entitled to receive benefits under the provident fund, a defined contribution plan in which both the employee and the company contribute monthly at a stipulated percentage of the covered employees salary. Contributions are made to Employees Provident Fund Organization in respect of Provident Fund, Pension Fund and Employees Deposit Linked Insurance Scheme, as applicable at the prescribed rates and are charged to Statement of Profit and Loss at actuals. The company has no liability for future provident fund benefits other than its annual contribution.

Defined Benefit Plan :

The company provides for gratuity covering employees under which lumpsum payment is paid to vest employees at retirement, death, incapacitation or termination of employment, of an amount reckoned on the respective employees salary and his tenor of employment with the company. The company accounts for its liability for future gratuity benefits based on actuarial valuation determined at each Balance Sheet date by an Independent Actuary using Project Unit Credit Method. The company makes annual contribution to separate schemes managed by Life Insurance Corporation of India. The company recognizes the net obligation of

the gratuity plan in the Balance Sheet as an asset or liability, respectively in accordance with Accounting Standard 15, "Employee benefits". Actuarial gains and losses arising from experience adjustments and changes in actuarial assumptions are recognized in the statement of profit and loss in the period in which they arise.

(xvi) Taxation (AS 22):

Tax expense comprises current and deferred tax. Current income-tax is measured at the amount expected to be paid to the tax authorities in accordance with the Income-tax Act, 1961 enacted in India and tax laws prevailing in the respective tax jurisdictions where the Company operates. The tax rates and tax laws used to compute the amount are those that are enacted or substantively enacted, at the reporting date. Current income tax relating to items recognised directly in equity is recognised in equity and not in the statement of profit and loss. The amount of current tax actually determined at the time of filing of IT return for the Assessment Year determined the final self assessment tax liability and accordingly the company has reversed the excess provision of current tax charged to statement of profit and loss in earlier period or made additional provision for current tax not charged to statement of profit & loss, in current reporting period as the case may be.

Deferred income taxes reflect the impact of timing differences between taxable income and accounting income originating during the current year and reversal of timing differences for the earlier years. Deferred tax is measured using the tax rates and the tax laws enacted or substantively enacted at the reporting date. Deferred income tax relating to items recognised directly in equity is recognised in equity and not in the statement of profit and loss.

Deferred tax liabilities are recognised for all taxable timing differences. Deferred tax assets are recognised for deductible timing differences only to the extent that there is reasonable certainty that sufficient future taxable income will be available against which such deferred tax assets can be realised. In situations where the Company has unabsorbed depreciation or carry forward tax losses, all deferred tax assets are recognised only if there is virtual certainty supported by convincing evidence that they can be realised against future taxable profits.

At each reporting date, the Company re-assesses unrecognised deferred tax assets. It recognises unrecognised deferred tax asset to the extent that it has become reasonably certain or virtually certain, as the case may be, that sufficient future taxable income will be available against which such deferred tax assets can be realised.

The carrying amount of deferred tax assets are reviewed at each reporting date. The Company writes-down the carrying amount of deferred tax asset to the extent that it is

no longer reasonably certain or virtually certain, as the case may be, that sufficient future taxable income will be available against which deferred tax asset can be realised. Any such write down is reversed to the extent that it becomes reasonably certain or virtually certain, as the case may be, that sufficient future taxable income will be available.

Deferred tax assets and deferred tax liabilities are offset, if a legally enforceable right exists to set-off current tax assets against current tax liabilities and the deferred tax assets and deferred taxes relate to the same taxable entity and the same taxation authority.

Separate and detailed calculation of Deferred tax is appended in these notes.

(xvii) Provisions and contingent liabilities, Contingent assets (AS 29):

A provision is recognised when the Company has a present obligation as a result of past events; it is probable that an outflow of resources will be required to settle the obligation and in respect of which a reliable estimate can be made of the amount of obligation. Provisions are not discounted to their present value and are determined based on best estimate required to settle the obligation at the balance sheet date. These estimates are reviewed at each balance sheet date and adjusted to reflect the current best estimates.

Provisions of various expenses are recognized in the financial statements since there exists present obligations as a result of event and the expenses are accrued and incurred during the year.

A contingent liability is a possible obligation that arises from past events whose existence will be confirmed by the occurrence or non-occurrence of one or more uncertain future events beyond the control of the Company or a present obligation that is not recognised because it is not probable that an outflow of resources will be required to settle the obligation. A contingent liability also arises in extremely rare cases where there is a liability that cannot be recognised because it cannot be measured reliably.

The Company does not recognise a contingent liability but

discloses its existence in the financial statements unless the possibility of an outflow is remote.

A contingent asset is not recognized in the financial statements and hence not disclosed.

(xviii) Earning / (loss) per share (AS 20):

Basic earnings / (loss) per share are calculated by dividing the net profit / (loss) for the period attributable to equity shareholders (after deducting preference dividends and attributable taxes) by the weighted average number of equity shares outstanding during the period. The weighted average number of equity shares outstanding during the period are adjusted for any bonus shares issued during the year and also after the balance sheet date but before the date the financial statements are approved by the board of directors for the purpose of calculating diluted earnings / (loss) per share. The net profit / (loss) for the period attributable to equity shareholders and the weighted average number of shares outstanding during the period are adjusted for the effects of all dilutive potential equity shares.

The number of equity shares and potentially dilutive equity shares are adjusted for bonus and right issue as appropriate. The dilutive potential equity shares are adjusted for the proceeds receivable, had the shares been issued at fair value. Dilutive potential equity shares are deemed converted as of the beginning of the period, unless issued at a later date.

(xix) Cash and Cash Equivalents :

Cash and cash equivalents for the purpose of cash flow statement comprise cash at bank and in hand, cheques on hand and short-term investments with an original maturity of three months or less.

(xx) Operating leases :

Where the Company is a lessee

Leases where the lessor effectively retains substantially all the risks and benefits of ownership of the leased item are classified as operating leases. Operating lease payments are recognised as an expense in the statement of profit and loss on the basis of the lease (rent agreements). Initial direct costs such as legal costs, brokerage costs, etc. if any, are recognised immediately in the statement of profit and loss.

3 SHARE CAPITAL

(₹ in Lakhs)

Particulars	31/03/2021	31/03/2020
Authorised		
12000000 (12000000) Equity Shares RS. 10/- EACH WITH VOTING RIGHTS of ` 10/- Par Value	1,200.00	1,200.00
	1,200.00	1,200.00
Issued		
10678796 (10678796) Equity Shares RS. 10/- EACH WITH VOTING RIGHTS of ` 10/- Par Value	1,067.88	1,067.88
	1,067.88	1,067.88
Subscribed		
10678796 (10678796) Equity Shares RS. 10/- EACH WITH VOTING RIGHTS of ` 10/- Par Value	1,067.88	1,067.88
	1,067.88	1,067.88
Paidup		
10678796 (10678796) Equity Shares RS. 10/- EACH WITH VOTING RIGHTS of ` 10/- Par Value Fully Paidup	1,067.88	1,067.88
	1,067.88	1,067.88

TERMS / RIGHTS ATTACHED TO EQUITY SHARES

The Company has only one class of equity shares having a par value of Rs 10 each. Each holder of equity shares is entitled to one vote per share. The shares of the company are listed on the SME platform of BSE.

The company declared and paid Interim dividend at Re. 0.5/- per share during the financial year.

In the event of liquidation of the Company, the holder of equity shares will be entitled to receive remaining assets of the Company, after distribution of all preferential amounts. The distribution will be in proportion to the number of equity shares held by the shareholders.

DETAILS OF CONVERTIBLE SECURITIES:

The company has not issued any securities convertible into equity or preference shares.

DETAILS OF SHARES RESERVED FOR EMPLOYEES STOCK OPTIONS :

The company has not reserved any shares for employees stock options

Holding More Than 5%

Particulars	31/03/2021		31/03/2020	
	Number of Share	% Held	Number of Share	% Held
BIJALBEN DHARMESHBHAI DESAI	32,52,811	30.46	32,52,811	30.46
DHARMESH VINODKUMAR DESAI	28,64,788	26.83	28,31,188	26.51

SHARE HOLDERS HOLDING MORE THAN 5 % EQUITY SHARES IN THE COMPANY

As per records of the Company, including its register of shareholders / members and other declarations received from shareholders regarding beneficial interest, the above shareholding represents both legal and beneficial ownerships of shares.

The company has no holding company.

Reconciliation

(₹ in Lakhs)

Particulars	31/03/2021		31/03/2020	
	Number of Share	Amount	Number of Share	Amount
Number of shares at the beginning	10,678,796	1,067.88	3,927,500	392.75
Add : Issue				
FPO ISSUE ON 24.07.2019	0	0.00	5,22,000	52.20
BONUS SHARES ON 24.02.2020	0	0.00	6,229,296	622.93
₹	0	0.00	6,751,296	675.13
Less : Bought Back	0	0.00	0	0.00
Others	0	0.00	0	0.00
Number of shares at the end	10,678,796	1,067.88	10,678,796	1,067.88

4 Reserve and Surplus

(₹ in Lakhs)

Particulars	31/03/2021	31/03/2020
Securities Premium Opening	734.05	303.30
Additions	0.00	1,122.30
Adjusted Bonus Shares	(0.00)	(622.93)
Adjusted Writing off Discount Expenses on Issue of Shares / Debentures	(0.00)	(68.62)
	734.05	734.05
Profit and Loss Opening	515.71	674.41
Amount Transferred From Statement of P&L	219.98	55.87
Appropriation and Allocation		
Interim Dividend	53.39	44.50
Final Dividend	0.00	133.49
Equity Dividend Distribution Tax	0.00	36.59
	(53.39)	(214.57)
	682.30	515.71
	1,416.35	1,249.77

5 Deferred Taxes

(₹ in Lakhs)

Particulars	31/03/2021	31/03/2020
Deferred Tax Assets		
Employee Benefits	4.40	4.94
Expenditure Disallowances	0.99	1.98
	5.38	6.91
Deferred Tax Liabilities		
Depreciation	39.36	27.19
	39.36	27.19

Calculation of deferred tax

(₹ in Lakhs) (₹ in Lakhs)

Deferred Liabilities

FOREIGN EXCHANGE ON PURCHASE OF ASSETS	3.90
PRELIMINARY EXPENSE ALLOWABLE IN 2 YEARS	3.93
BONUS PAID	8.77
EXCESS PROVISION OF BONUS RETURN BACK	0.84
GRATUITY EXPENSES PAID	10.00
DEPRECIATION	44.45
Total (A)	71.89

Deferred Assets

GRATUITY PAYABLE	5.68
BONUS PAYABLE	8.79
LEAVE ENCASHMENT PAYABLE	2.99
Total (B)	17.46

Total Deferred Liabilities (A-B)	54.43	
Tax on Deferred Liabilities @ 25.17% On ₹ 54.43		13.70

Net Deferred Tax (Liabilities) Charged to P & L A/c	13.70
--	--------------

Defer Tax Liabilities/Assets Transferred to Balance Sheet

Opening Balance of Deferred Tax (Liabilities)	20.28
Deferred Tax (Liabilities) Charged to P & L A/c	13.70
Deferred Tax (Liabilities) Transferred to Balance Sheet	33.98

6 Long Term Provisions

Particulars	31/03/2021	31/03/2020
Employee Benefits		
Gratuity		
GRATUITY EXPENSES PAYABLE	5.68	10.00
Leave Encashment		
LEAVE ENCASHMENT PAYABLE	1.89	0.00
	7.57	10.00

Provisions for gratuity & leave encashment :

Total provision for gratuity and leave encashment has been made as per the independent actuarial valuation report to the extent of ₹ 8.67 Lakhs (10.00 Lakhs). As per the actuarial valuation report, the provision of gratuity and leave encashment that may be incurred in the next 12 months period from the date of the financial statements i.e. ₹ 1.10 Lakhs (NIL) is classified as short term provisions and the remaining amount is considered as long term provisions.

7 Trade Payables

		In ₹ Lakhs
Particulars	31/03/2021	31/03/2020
Creditors Due Small Micro Enterprises		
SUNDRY CREDITORS (GOODS)	60.70	74.10
SUNDRY CREDITORS (LABOUR)	0.00	6.21
Creditors Due others		
SUNDRY CREDITORS - CAPITAL GOODS	3.38	0.00
SUNDRY CREDITORS - EXPENSES	27.09	31.75
SUNDRY CREDITORS - GOODS	333.00	249.23
SUNDRY CREDITORS - LABOUR	31.56	24.62
	455.74	385.91

Sundry creditors covered under msmed act. 2006 :

Sundry creditors covered under MSMED Act, 2006 are those creditors who are outstanding at the balance sheet date. Out of which creditors due for more than 45 days as on the balance sheet date. The company has provided interest on the same as per the provisions of MSMED Act, 2006.

Amount due to Micro, Small and Medium Enterprises as on 31st March, 2021 (31st March, 2020) are disclosed on the basis of information available with the Company regarding status of the suppliers is as follows :-

		In ₹ Lakhs
Particulars	31/03/2021	31/03/2020
Principal amount due to suppliers registered under the MSMED Act and remaining unpaid as at year end	60.70	80.31
Interest due to suppliers registered under the MSMED Act and remaining unpaid as at year end	0.04	0.82
Interest paid/reversed during the year	0.82	-
Principal amounts paid to suppliers registered under the MSMED Act, beyond the appointed day during the year	97.34	0.22
Interest due and payable towards suppliers registered under MSMED Act, for payments already made	-	-
Interest accrued and remaining unpaid	0.04	0.82
Amount of further interest remaining due and payable in succeeding years	-	-

8 Other Current Liabilities

		In ₹ Lakhs
Particulars	31/03/2021	31/03/2020
Other payables		
Employee Related		
Accrued Salary Payable		
BONUS PAYABLE	8.79	9.61
WAGES AND SALARY PAYABLE	22.71	11.03
DIRECTOR REMUNERATION PAYABLE	2.80	3.49

Tax Payable		
TDS		
TCS PAYABLE	0.28	0.00
TDS PAYABLE	3.58	3.25
Sales Tax		
CGST PAYABLE	0.12	0.13
SGST PAYABLE	0.12	0.13
Other		
PROFESSIONAL TAX PAYABLE	2.44	0.20
Other Accrued Expenses		
AUDIT FEES PAYABLE	3.02	2.16
ESIC PAYABLE	0.46	0.48
GARDENING EXPENSES PAYABLE	0.00	0.12
INTEREST PAYABLE ON SUNDRY CREDITORS (MSMED)	0.04	0.82
MARKETING EXPENSES PAYABLE	0.00	0.81
PROFESSIONAL FEES PAYABLE	0.16	0.73
PROVIDENT FUND PAYABLE	2.42	2.67
TELEPHONE EXPENSES PAYABLE	0.00	0.04
WATER CHARGES PAYABLE	0.03	0.01
Other Current Liabilities		
ADVANCE FROM DEBTORS	243.73	137.53
KOTAK MAHINDHRA BANK CREDIT CARD	0.49	0.54
	291.21	173.74

9 Short Term Provisions

Particulars	31/03/2021	31/03/2020
Employee Benefits		
Gratuity		
Leave Encashment		
LEAVE ENCASHMENT PAYABLE	1.10	0.00
Tax Provision		
Current Tax		
PROVISION FOR TAX	64.52	17.60
	65.62	17.60

10 Tangible assets

Particular	Gross			Depreciation				Impairment			Net				
	Opening	Addition	Deduction	Closing	Opening	During Period	Deduction	Other Adj.	Closing	Opening	During Period	Reversal	Closing	Opening	Closing
Free Hold Land	422.22			422.22									422.22	422.22	
Factory Building	147.52	165.47		312.99	64.71	4.47			69.19				243.80	82.81	
Plant and Machinery	376.47	225.59		602.06	75.54	26.19			101.72				500.34	300.93	
Office Equipments	4.72	1.23		5.95	1.50	0.32			1.82				4.13	3.22	
Factory Equipments	11.12	4.77		15.90	4.73	0.92			5.65				10.25	6.40	
Computer Equipments	47.80	0.38		48.18	18.75	5.55			24.30				23.88	29.05	
Furniture and Fixtures	41.54	3.37		44.91	17.52	3.14			20.66				24.25	24.02	
Motor Vehicles	102.28			102.28	69.87	5.07			74.94				27.34	32.41	
Other Fixed Assets	32.37	9.12		41.49	5.88	2.48			8.36				33.13	26.49	
Grand Total	1,186.04	409.93	0.00	1,595.98	258.49	48.14	0.00	0.00	306.63	0.00	0.00	0.00	1,289.34	927.55	
Previous	686.03	542.25	42.25	1,186.04	223.72	40.03	5.26	0.00	258.49	0.00	0.00	0.00	927.55	462.31	

11 Intangible assets

Particular	Gross			Amortisation				Impairment				Net		
	Opening	Addition	Deduction	Closing	Opening	During Period	Deduction	Other Adj.	Closing	Opening	During Period	Reversal	Closing	Opening
Computer Software	32.94	5.53		38.47	13.10	4.84			17.93				20.54	19.85
Trademarks	0.13			0.13	0.00	0.01			0.02				0.12	0.13
Grand Total	33.08	5.53	0.00	38.60	13.10	4.85	0.00	0.00	17.95	0.00	0.00	0.00	20.66	19.98
Previous	17.45	15.63	0.00	33.08	10.97	2.13	0.00	0.00	13.10	0.00	0.00	0.00	19.98	6.48

PROPERTY, PLANT AND EQUIPMENTS :

- Buildings include the building used for in-house Research and Development work which forms 20% of Total Building Area as certified by the management. Further, other assets used for R&D purpose are shown separately under Other Fixed Assets.
- There is no intent to sale any of the assets held by the company and hence there is no fixed assets held for disposal.
- All the assets purchased during the year were put to use before 31st March 2021. The assets which are not put to use during the year are separately shown under capital work-in-progress at the year end.
- There is no lease hold fixed asset held by the company during the year under reporting and in the preceding year.
- The company has purchased capital assets for research and development ₹ 9.12 Lakhs (₹ 16.85 Lakhs).

12 Capital work-in-progress

		In ₹ Lakhs
Particulars	31/03/2021	31/03/2020
Tangible Assets Work in Progress		
CAPITAL WORK IN PROGRESS (TANGIBLE)	55.56	16.46
Intangible Assets Work in Progress		
CAPITAL WORK IN PROGRESS (INTANGIBLE)	1.53	0.36
	57.09	16.82

13 Non-current investments

		In ₹ Lakhs
Particulars	31/03/2021	31/03/2020
Investments in Equity Instruments		
NonTrade, Unquoted		
Investment in Associate		
1,000 (31/03/2020 : 1,000) WHOLLY OWN SUBSIDIARY of \$ 100 Each Fully Paidup in MEERA INDUSTRIES USA LLC	64.76	64.76
	64.76	64.76

NON CURRENT INVESTMENTS

The company has invested in the shares of wholly owned subsidiary company MEERA INDUSTRIES USA LLC. at USA under Indian Direct investment abroad (in branches and Wholly owned Subsidiaries) in equity shares under the automatic route as specified by RBI during F.Y. 2017-2018. The entire shares of the WOS have been subscribed by the company and the amount of 1,00,000/- USD have been remitted. The amount of Indian Currency as per the bank rate on the date of remittance is considered as the amount of investment of the company in Wholly Owned Subsidiary (WOS). The company has subscribed to 1,000 shares of the foreign Subsidiary Company. There is no new investment by the company in WOS during the year under reporting.

14 Long-term loans and advances

		In ₹ Lakhs
Particulars	31/03/2021	31/03/2020
Capital Advances		
Unsecured, considered good		
ADVANCE TO SUPPLIER FOR CAPITAL ASSETS	100.31	516.25
Security Deposits		
Unsecured, considered good		
BSE DEPOSIT	3.89	15.63
DEPOSIT WITH JOSH PETROLEUM	0.10	0.10
ELECTRICITY DEPOSIT (DGVCL)	2.78	2.78
RENT DEPOSITE (BIJAL DESAI)	5.00	5.00
TELEPHONE DEPOSIT	0.03	0.03
	112.11	539.79

15 Current investments

		In ₹ Lakhs
Particulars	31/03/2021	31/03/2020
Investments in Mutual Funds		
NonTrade Quoted		
28 (31/03/2020 : 196) INF200K01MA1 of ₹ 3,180.64 Each Fully Paidup in SBI LIQUID FUND REGULAR GROWTH	0.88	5.94
135 (31/03/2020 : 0) INF200K01MO2 of ₹ 2,736.37 Each Fully Paidup in SBI MAGNUM LOW DURATION FUND REGULAR GROWTH	3.68	0.00
	4.56	5.94

QUOTED INVESTMENTS:

- The investments are valued at cost or realisable value whichever is less.
- Aggregate amount of quoted investments
Book Value ₹ 4.56 Lakhs (₹ 5.94 Lakhs)
Market Value ₹ 4.59 Lakhs (₹ 6.08 Lakhs)
- Aggregate amount of unquoted investments is NIL (NIL)

Aggregate provision for diminution in the value of investments is NIL (NIL) since there is no permanent fall in the value of the quoted investments

16 Inventories

		In ₹ Lakhs	
Particulars	31/03/2021	31/03/2020	
Raw Material			
CLOSING STOCK OF YARN	36.33	51.84	
RAW MATERIAL	493.04	352.07	
Work in Progress			
WORK IN PROGRESS	147.35	0.00	
Finished Goods			
FINISHED GOODS	67.50	172.51	
SEMI FINISHED GOODS	10.75	139.58	
CLOSING STOCK - R&D GOODS	11.25	16.56	
Goods in Transit			
STOCK IN TRANSIT	0.00	1.23	
	766.23	733.80	

INVENTORIES:

Inventories are valued at cost or net realisable value whichever is lower by following Weighted Average Method.

17 Trade receivables

		In ₹ Lakhs	
Particulars	31/03/2021	31/03/2020	
Trade Receivable			
Unsecured considered good			
Within Six Months			
SUNDRY DEBTORS (LESS THAN SIX MONTHS)	384.83	122.59	
Exceeding Six Months			
SUNDRY DEBTORS (MORE THAN SIX MONTHS)	42.77	75.74	
	427.60	198.33	

TRADE RECEIVABLES:

Sundry debtors are trade receivables which are due in respect of goods sold in the normal course of the business. The debtors outstanding for more than 6 months are those debtors which are outstanding for more than 6 months from the date of Invoice but all of them are good as reviewed by the management and hence no provisions for doubtful debts has been made.

18 Cash and cash equivalents

		In ₹ Lakhs	
Particulars	31/03/2021	31/03/2020	
Cash in Hand	6.39	14.10	
Balances With Banks			
Balance With Scheduled Banks			
Current Account			
AXIS BANK	4.32	0.62	
IDBI BANK (CURRENT A/C. 27585)	12.79	0.78	
KOTAK MAHINDRA BANK (CURRENT A/C. 06965)	32.47	10.96	

KOTAK MAHINDRA BANK (CURRENT A/C. 40203)	117.19	5.70
KOTAK MAHINDRA BANK (IPO A/C.)	31.85	2.03
Deposit Account		
KOTAK MAHINDRA BANK TERM DEPOSITE	122.60	47.57
Other Account		
KOTAK MAHINDRA BANK (EEFC A/C.)	17.62	23.57
	345.23	105.32

19 Short-term loans and advances

		In ₹ Lakhs
Particulars	31/03/2021	31/03/2020
Security Deposits		
Unsecured, considered good		
INDIA ITME SOCIETY	0.25	0.00
Loans and advances to others		
Unsecured, considered good		
ADVANCE TO SUPPLIERS	144.74	188.94
STAFF ADVANCES	5.92	3.66
ADVANCE TAX	25.00	45.00
CGST RECEIVABLE	0.00	8.43
IGST REFUNDABLE (EXPORT)	10.07	0.00
INCOME TAX REFUND	31.33	15.19
SGST RECEIVABLE	8.93	25.32
TCS RECEIVABLE	0.18	0.00
TDS RECEIVABLE	0.26	1.73
PREPAID EXPENSES	17.48	18.82
	244.17	307.09

Short Term Loans and Advances :

In the opinion of the Board of Directors and to the best of their knowledge and belief the aggregate value of the current assets, loans and advances on realization in the ordinary course of business, will not be less than the amount at which they are stated in the Balance Sheet.

20 Other current assets

		In ₹ Lakhs
Particulars	31/03/2021	31/03/2020
DUTY DRAWBACK INCOME RECEIVABLE	3.57	1.37
EXCESS ESIC PAID	0.48	0.00
INTEREST RECEIVABLE ON FD	1.30	0.18
VAT CREDIT RECEIVABLE	0.00	3.01
VAT/CST PAID UNDER PROTEST	1.25	1.25
	6.60	5.81

21 Revenue from operations

		In ₹ Lakhs
Particulars	31/03/2021	31/03/2020
Sale of Products		
Manufactures Goods		
EXPORT SALES	774.45	541.42
LOCAL SALES	1,380.86	1,455.03

Other Goods		
SALE OF MEIS LICENSE	8.75	8.03
Sale of Services		
LABOUR INCOME	3.01	1.13
Other Operating Revenues		
FREIGHT INCOME	10.18	10.02
PACKING AND FORWARDING CHARGES	0.06	0.00
	2,177.31	2,015.63

Revenue from Operations :

Export and Local Sales include the sale of Machine division and Yarn Division.

NOTE: COMPUTATION OF SALES:

Machine Division

(In ₹ Lakhs)

Particulars	For the year ended 31.03.2021	For the year ended 31.03.2020
	₹	₹
Sale of Products :		
<u>Manufacturing:</u>		
Export Sales	774.45	541.42
	774.45	541.42
Local Sales	1,156.94	812.49
Less : Credit / Debit Note on Sales	15.18	31.85
	1,141.76	780.64
Total	1,916.20	1,322.06
Sale of Services :		
Local Services	2.97	1.13
Total	2.97	1.13
Sale of License :		
MEIS License	8.75	8.03
Total	8.75	8.03

Yarn Division

(In ₹ Lakhs)

Particulars	For the year ended 31.03.2021	For the year ended 31.03.2020
	₹	₹
Sale of Products :		
<u>Manufacturing:</u>		
Export Sales	0.00	0.00
	0.00	0.00
Local Sales	249.41	678.26
Less : Credit / Debit Note on Sales	10.31	3.87
	239.10	674.39
Total	239.10	674.39
Sale of Services :		
Local Services	0.04	0.00
Total	0.04	0.00

22 Other income

		In ₹ Lakhs
Particulars	31/03/2021	31/03/2020
Interest		
INTEREST ON FD	3.04	2.89
Profit(Loss) on Redemption / Sale of Investment & Fixed Assets (Net)		
GAIN ON REDEMPTION OF MUTUAL FUNDS	0.88	3.69
PROFIT ON SALE OF FIXED ASSETS	0.00	4.32
Miscellaneous		
COMPENSATION INCOME	0.00	14.22
DISCOUNT INCOME (NET)	22.79	33.69
DUTY DRAWBACK INCOME	11.68	8.67
FOREIGN EXCHANGE DIFFERENCE (NET)	3.09	16.36
INTEREST ON INCOME TAX REFUND	1.06	0.00
LATE PAYMENT CHARGES	0.00	0.17
NET EXCHANGE GAIN OR LOSS ON TANGIBLE ASSETS	3.90	0.00
EXCESS OF PROVISION WRITTEN BACK OF PROFESSIONAL TAX	0.00	1.32
EXCESS PROVISION WRITTEN BACK OF BONUS	0.84	0.00
PROVISION WRITTEN BACK OF INTEREST ON LATE PAYMENT	0.82	0.00
VAT REFUND	1.53	0.00
	49.64	85.33

OTHER INCOME :

Foreign Exchange difference is recorded on net basis i.e. after netting off the foreign exchange loss.

During the year, the Company has not applied for any Grants / subsidies related to the Revenue or specific Fixed Assets nor the Company has received any such Grants / subsidies during the year. During the year the company has earned and claimed duty draw back on export sales which is recognised as income in the statement of profit and loss on the basis of accrual of the same.

23 Cost of materials consumed

		In ₹ Lakhs
Particulars	31/03/2021	31/03/2020
Raw Material		
OPENING	405.15	275.97
PURCHASE	1,252.63	1,326.32
CLOSING	529.37	405.15
	1,128.40	1,197.15
	1,128.40	1,197.15

Details of Raw Material

		(In ₹ Lakhs)
Particulars	31/03/2021	31/03/2020
MACHINE DIVISION	910.03	572.37
YARN DIVISION	218.36	624.77
	1,128.40	1,197.15

Machine Division :

		(In ₹ Lakhs)
Purchase of Raw Material includes purchases as under:	As at 31.03.2020	As at 31.03.2020
Import of Raw Material	58.28	33.43
Local Purchase of Raw Material	998.74	699.12
	1,057.02	732.56
Less: Debit Note for Goods return	7.24	67.93
TOTAL	1,049.78	664.63

Yarn Division :

Purchase of Raw Material includes purchases as under:	As at 31.03.2021	As at 31.03.2020
Import of Raw Material	0.00	0.00
Local Purchase of Raw Material	203.69	662.01
	203.69	662.01
Less: Debit Note for Goods return	0.84	0.32
TOTAL	202.85	661.69

24 Changes in inventories of finished goods, work-in-progress and Stock-in-Trade

Particulars	31/03/2021	31/03/2020
Opening		
FINISHED GOODS	312.09	293.07
	312.09	293.07
Closing		
FINISHED GOODS	78.25	312.09
	225.60	312.09
Increase/Decrease		
FINISHED GOODS	233.84	(19.02)
	86.49	(19.02)

Details of Changes in Inventory

Particulars	31/03/2021	31/03/2020
Finished Goods		
MACHINE DIVISION FINISHED GOODS	105.01	6.58
MACHINE DIVISION SEMI-FINISHED GOODS	128.83	(25.61)
Work in Progress		
MACHINE DIVISION WORK-IN-PROGRESS	(147.35)	0.00
	86.49	(19.02)

25 Employee benefits expense

Particulars	31/03/2021	31/03/2020
Salary, Wages & Bonus		
ARREARS OF SALARY	0.00	0.96
BONUS EXPENSES	13.65	14.69
SALARY	132.60	131.00
ARREARS OF WAGES	0.00	0.63
WORKER WAGES	82.60	89.28
Contribution to Gratuity		
GRATUITY EXPENSES	6.43	10.20
Contribution to Provident Fund		
PF CONTRIBUTION	13.77	15.57
Staff Welfare Expenses		
STAFF WELFARE EXPENSES	8.00	8.02
Leave Encashment Expenses		
LEAVE ENCASHMENT	3.69	2.55
Other Employee Related Expenses		
ESIC CONTRIBUTION	3.86	4.98
LWF CONTRIBUTION	0.03	0.02
	264.63	277.91

26 Finance costs

		In ₹ Lakhs
Particulars	31/03/2021	31/03/2020
Interest Expenses		
Interest Expenses		
BANK INTEREST	0.00	(0.07)
Bank Charges		
BANK CHARGES	1.87	2.19
Other Interest Charges		
INTEREST ON INCOME TAX	0.00	0.30
INTEREST ON LATE PAYMENT	0.04	0.82
INTEREST ON LATE PAYMENT OF TDS	0.05	0.08
	1.96	3.32

27 Depreciation and amortisation expense

		In ₹ Lakhs
Particulars	31/03/2021	31/03/2020
Depreciation & Amortisation		
DEPRECIATION TANGIBLE ASSETS	48.14	40.03
AMORTISATION INTANGIBLE ASSETS	4.85	2.13
	52.99	42.17

28 Other expenses

		In ₹ Lakhs
Particulars	31/03/2021	31/03/2020
Manufacturing Service Costs Expenses		
Power and Fuel		
DIESEL EXPENSES	1.98	2.36
ELECTRICITY EXPENSES (FACTORY)	14.97	14.66
Water Charges		
WATER CHARGES	1.85	1.69
Freight And Forwarding Charges		
LOADING UNLOADING CHARGES	3.14	2.14
FREIGHT INWARD EXPENSES	18.03	12.45
PACKING AND FORWARDING EXPENSES	12.90	11.53
Lease Rentals		
FACTORY LAND RENT EXPENSES	22.23	21.17
Other Manufacturing Costs		
CONSUMABLES AND SPARES	22.52	11.41
CUSTOM DUTY ON IMPORT	6.19	3.17
HANDLING CHARGES (IMPORT)	0.17	0.15
JOBWORK CHARGES	67.45	41.09
PRODUCTION EXPENSES	0.00	0.09
Administrative and General Expenses		
Telephone Postage		
TELEPHONE EXPENSES	0.68	1.25
POSTAGE & COURIER EXPENSES	8.31	10.50
Printing Stationery		
PRINTING & STATIONERY EXPENSES	1.90	3.33

Rent Rates And taxes

GIDC NOTIFIED AREA TAX	2.59	2.59
VAT EXPENSES	0.12	0.07
INCOME TAX	0.40	0.02
GST EXPENSES	0.26	3.91

Auditors Remuneration

AUDIT FEES	2.00	2.00
------------	------	------

Directors Sitting Fees

DIRECTORS SITTING FEES	0.85	1.85
------------------------	------	------

Managerial Remuneration

DIRECTORS REMUNERATION	56.40	52.35
------------------------	-------	-------

Repairs Maintenance Expenses

REPAIR AND MAINTENANCE EXPENSES	5.66	7.25
AMC EXPENSES	2.16	1.47

Travelling Conveyance

CONVEYANCE & PETROL EXPENSES	1.25	1.73
TRAVELLING EXPENSES	6.21	27.58
COMPENSATORY ALLOWANCES	0.63	1.05

Legal and Professional Charges

INTERNAL AUDIT FEES	3.00	3.00
LISTING EXPENSES.	0.93	0.80
ISO AUDIT FEE	0.20	0.55
MARKETING MAKING FEES	0.45	3.45
LEGAL AND PROFESSIONAL FEES	4.94	6.09
CS AUDIT FEES	0.60	0.40
DEPOSITARY FEES	0.00	0.09
RATING FEES EXPENSE	0.00	1.38

Insurance Expenses

INSURANCE EXPENSES	21.93	20.94
--------------------	-------	-------

Vehicle Running Expenses

VEHICLE RUNNING & MAINTENANCE EXPENSES	3.25	3.11
--	------	------

Donations Subscriptions

CSR EXPENSES	0.20	5.00
DONATION EXPENSES	0.20	0.00

Safety and Security Expenses

SECURITY SERVICES EXPENSES	5.00	4.70
----------------------------	------	------

Information Technology Expenses

COMPUTER EXPENSES	0.44	0.56
SOFTWARE LICENSE RENEWAL EXPENSES	0.05	0.11
INTERNET EXPENSES	0.09	0.38

Subscriptions, Membership Fees

MEMBERSHIP & SUBSCRIPTION	1.20	1.12
---------------------------	------	------

Registration and Filing Fees

ROC EXPENSES	0.03	0.08
--------------	------	------

Other Administrative and General Expenses

GARDENING EXPENSES	1.09	2.12
OFFICE EXPENSES	2.20	2.22
DOCUMENTATION CHARGES	0.08	0.14
AGM EXPENSES	0.12	0.28
CE MARKING CERTIFICATE	0.79	2.03

CLEANING EXPENSES	0.65	0.65
CREDIT CARD CHARGES	0.22	0.19
LOCKER RENT	0.11	0.09
STAFF UNIFORM EXPENSES	1.61	0.57
STOCK EXCHANGE EXPENSES	0.40	0.82
PENALTY CHARGES	0.09	0.00
DEMAT CHARGES	0.00	0.01
Selling Distribution Expenses		
Advertising Promotional Expenses		
SALES PROMOTION EXPENSES	2.46	3.90
ADVERTISEMENT EXPENSES	0.00	9.06
Commission Paid		
COMMISSION EXPENSES	7.30	1.74
Transportation Distribution Expenses		
CLEARING & FORWARDING CHARGES	8.86	13.72
FREIGHT OUTWARD EXPENSES	24.53	33.38
HANDLING CHARGES (EXPORT)	0.02	0.15
Other Selling Distribution Expenses		
EXHIBITION EXPENSES	1.62	102.66
FOREIGN BUSINESS EXPENSES	0.20	0.60
ERECTION AND COMMISSIONING CHARGES	0.11	0.00
Research and Development Expenses		
RESEARCH AND DEVELOPMENT EXPENSES	38.48	46.56
Other Expenses		
EXPENSES FOR INCREASE IN AUTHORISED CAPITAL	0.00	8.05
	394.26	519.59

COMPUTATION OF R&D EXPENSES

Particulars	For the year ended 31.03.2021	For the year ended 31.03.2020
<u>Research and Development Expenses :</u>		
Opening Stock of R&D Goods	16.56	17.61
<u>Add :</u>		
Purchase of R&D Goods	4.12	14.42
Other R&D Expenses	0.00	0.18
Salary and Wages	26.93	29.46
Bonus	2.12	2.23
	49.73	63.90
Less : Closing Stock of R&D Goods	11.25	16.56
Scrape Sales	0.00	0.78
	38.48	46.56

29 Prior Period items

		In ₹ Lakhs
Particulars	31/03/2021	31/03/2020
Prior Period Expenses		
ADVERTISEMENT EXPENSES	(0.20)	(0.82)
CLEARING & FORWARDING CHARGES	(0.03)	(0.00)
EXHIBITION EXPENSES	(0.71)	(0.00)
MEMBERSHIP & SUBSCRIPTION	(0.00)	(0.08)
REPAIR AND MAINTENANCE EXPENSES	(0.00)	(0.40)
JOBWORK CHARGES	(1.28)	(0.00)
	(2.22)	(1.30)

30 Tax expense

		In ₹ Lakhs
Particulars	31/03/2021	31/03/2020
Current tax		
EXCESS OF PROVISION FOR INCOME TAX	(2.21)	0.00
PROVISION FOR INCOME TAX	64.52	17.60
DEFERRED TAX	13.70	5.09
	76.02	22.69

31 Earnings per equity share

		In ₹ Lakhs
Particulars	31/03/2021	31/03/2020
Earnings Per Equity Share		
Basic		
BASIC EPS BEFORE EXTRA ORDINARY ITEM	2.06	0.53
Diluted		
DILUTED EPS BEFORE EXTRA ORDINARY ITEM	2.06	0.53
Number of Shares used in computing EPS		
BASIC	107	105
DILUTED	107	105
Weighted Average Number of shares		
Number of Shares for basic EPS calculation		
NUMBER OF SHARES ISSUED DURING CURRENT YEAR	0.00	5.22
NUMBER OF BONUS SHARES ISSUED	0.00	62.29
NUMBER OF SHARES IN THE BEGINNING OF THE YEAR	106.79	39.28

32. Operating leases :

The Company has taken factory land on lease rental agreement of 5 years with fixed rental on monthly basis for each of the years included in the lease period which is increasing every year. Each renewal is at the option of lessee. There are no restrictions placed upon the company by entering into these leases. The total rental expenses during the period was ₹ 22.23 Lakhs (₹ 21.17 Lakhs).

The company has not entered into any lease agreements with any person during the year whereby any operating lease incomes are generated. The company has not acquired any fixed assets under finance lease / operating lease agreements during the year.

33. Earning / (loss) per share :

Basic and Dilutive Earnings per Share ("EPS") computed in accordance with Accounting Standard (AS) 20 'Earnings per Share'

(₹ and number of shares in Lakhs)

Particulars		2020-2021	2019-2020
<u>Basic :</u>			
Profit after tax as per P & L Account before exceptional item (₹ in Lakhs)	A	219.98	55.87
Weighted Number of Equity shares outstanding during the period (₹ in Lakhs)	B	106.79	105.14
Basic EPS (Rupees)	A/B	2.06	0.53
Diluted EPS (Rupees)	A/B	2.06	0.53

Since the company has not issued any convertible preference shares or convertible debentures, the diluted EPS is same as that of Basic EPS.

34. Segmental Reporting (AS 17):

As permitted by paragraph 4 of Accounting Standard-17 (As-17), "Segment Reporting", if a single financial report contains both consolidated financial statements and the separate financial statements of the parent, segment information need be presented only on the basis of the consolidated financial statements. Thus, disclosures required by AS-17 are given in consolidated financial statements.

35. Related Party Disclosures :

- a. **List of related parties and nature of relationships where control exists :**
MEERA INDUSTRIES USALLC – WHOLLY OWNED SUBSIDIARY OUTSIDE INDIA
- b. **Other related parties with whom transactions have taken place during the year :**
 - i) Entities where Key Management Personnel (KMP) / relatives of key management personnel (RKMP) have significant influence :
 - NIL
 - ii) Key Management Personnel :
 - DHARMESH VINODBHAI DESAI - MANAGING DIRECTOR
 - BIJAL DHARMESH DESAI - WHOLE TIME DIRECTOR
 - VINOD SATYANARAYAN OJHA – CHIEF FINANCIAL OFFICER
 - BHAVISHA KHAKHKHAR – COMPANY SECRETARY
 - iii) Relatives of key management personnel :
 - NIL
- c. **Transactions between the company and related parties and the status of outstanding balances as at March 31, 2021 (and March 31, 2020)**

Particulars	Subsidiaries	Entities where KMP / RKMP has significant influence	KMP	RKMP
<u>Managerial Remuneration Payable</u>				
		NIL (NIL)	1.13 (1.13)	NIL (NIL)
Dharmesh Vinodbhai Desai	NIL (NIL)	NIL (NIL)	1.47 (2.16)	NIL (NIL)

Vinod Satyanarayan Ojha	NIL (NIL)	NIL (NIL)	0.64 (0.43)	NIL (NIL)
Bhavisha Khakhkhar	NIL (NIL)	NIL (NIL)	0.47 (0.47)	NIL (NIL)
<u>Rent Payable</u>				
Bijal Dharmesh Desai	NIL (NIL)	NIL (NIL)	2.05 (1.91)	NIL (NIL)
<u>Rent Deposit</u>				
Bijal Dharmesh Desai	NIL (NIL)	NIL (NIL)	5.00 (5.00)	NIL (NIL)
<u>Sundry Debtors</u>				
Meera Industries USALLC	54.81 (61.58)	NIL (NIL)	NIL (NIL)	NIL (NIL)
<u>Equity Instruments</u>				
Meera Industries USALLC	64.76 (64.76)	NIL (NIL)	NIL (NIL)	NIL (NIL)

d. **Disclosure of significant transactions with related parties during the year :**

(₹ in Lakhs)

Type of Transaction	Type of relationship	Name of the entity / person	For the Year ended on March 31, 2021	For the Year ended on March 31, 2020
Managerial Remuneration	KMP	Bijal Dharmesh Desai	23.40	21.60
	KMP	Dharmesh Vinodbhai Desai	33.00	30.75
	KMP	Vinod Satyanarayan Ojha	7.19	8.42
	KMP	Bhavisha KhakhkharS	5.58	6.07
Rentals Paid	KMP	Bijal Dharmesh Desai	22.23	21.17
Export Sales to WOS	Wholly Owned Subsidiary	Meera Industries USA LLC	44.43	67.23

Disclosures as required by Regulation 34(3) read with para A of Schedule V to the Securities and Exchange Board of India (Listing Obligations and Disclosure Requirements) Regulations, 2015

The company has wholly owned subsidiary outside India during the reporting period and hence the disclosure requirements as per Regulation 53(f) SEBI (LODR) Regulations, 2015 has given in the notes on accounts. The company has not granted any loans to its subsidiary during the reporting period.

Note: No loans have been granted by the Company to any person for the purpose of investing in the shares of Meera Industries Limited.

36. Employee benefits :

Defined contribution plans

The Company makes specified monthly contributions towards employee provident fund to Government administered provident fund scheme which is a defined contribution plan. The Company's contribution is recognized as an expense in the statement of profit and loss during the period in which the employee renders the related service.

The amount recognised as an expense towards contribution to provident fund for the year aggregated to Rs. 13.77 Lakhs (Rs. 15.57 Lakhs).

The amount recognised as an expense towards contribution to ESI for the year aggregated to Rs. 3.86 Lakhs (Rs. 4.98 Lakhs).

Company adopted Accounting Standard 15 "Employee Benefits" ('AS 15') as specified in Rule 3 of the Companies (Accounting Standard) Rules, 2,006:

Defined benefit plan – Gratuity :

a. Description of the Gratuity Plan :

The company provides for gratuity a defined benefit retirement plan covering eligible employees. Gratuity plan provides for a lumpsum payment to employees on retirement, death, incapacitation, termination of employment, of amount that are based on salaries and tenure of the employees. 'Gratuity liability is funded with Life Insurance Corporation of India (LIC)'.

b. Net Liability/ (Asset) recognised in the Balance Sheet

(₹ in Lakhs)

	March 31, 2021	March 31, 2020
Present Value of DBO	49.38	44.72
Fair Value of Plan Assets	43.70	34.72
Net Liability/ (Asset)	5.68	10.00
Less: Unrecognised Past service cost	-	-
Liability/(Asset) recognised in the Balance Sheet	5.68	10.00
Of which, Short term Provision	NIL	NIL

c. Expenses recognised in the Profit and Loss Account

	March 31, 2021	March 31, 2020
Current Service Cost	7.60	7.31
Interest Cost	2.86	2.43
Expected Return on Plan Assets	(2.25)	(2.18)
Actuarial Loss/ (Gain)	(2.12)	2.44
Employer Expenses	6.09	10.00

d. Reconciliation of Defined Benefit Obligation (DBO)

(₹ in Lakhs)

	March 31, 2021	March 31, 2020
Present Value of DBO at start of year	44.72	33.70
Current Service Cost	7.60	7.31
Interest Cost	2.86	2.43
Benefits Paid	(3.35)	(0.70)
Actuarial Loss/ (Gain)	(2.45)	1.98
Present Value of DBO at end of year	49.38	44.72

e. Reconciliation of Fair Value of Plan Assets

(₹ in Lakhs)

	March 31, 2021	March 31, 2020
Fair Value of Plan Assets at start of year	34.72	26.80
Contributions by Employer	10.41	6.90
Benefits Paid	(3.35)	(0.70)
Expected Return on Plan Assets	2.25	2.18
Actuarial (Loss)/ Gain	(0.33)	(0.46)
Fair Value of Plan Assets at end of year	43.70	34.72
<i>Actual Return on Plan Assets</i>	<i>1.92</i>	<i>1.72</i>
<i>Estimated Employer Contributions for the next year</i>	<i>10.00</i>	<i>14.00</i>

f. Percentage Break-down of Total Plan Assets

(₹ in Lakhs)

	March 31, 2021	March 31, 2020
Insurer Managed Funds (traditional)	100%	100%
Government of India Securities	0%	0%
Corporate Bonds	0%	0%
Special Deposit Scheme	0%	0%
Insurer Managed Funds	0%	0%
Others	0%	0%
Total	100%	100%

37. Cash Flow Statement :

Cash flows are reported using the indirect method, whereby net profits before tax is adjusted for the effects of transactions of a non-cash nature and any deferrals or accruals of past or future cash receipts or payments. The cash flows from regular revenue generating, investing and financing activities of the company are segregated.

38.

Based on the information available with the company, the company has dues to Micro & Small Enterprises under the Micro, Small and Medium Enterprises Development Act, 2006. However, on the outstanding amount related to the Micro and small enterprises outstanding for more than 45 days as on the date of balance sheet, interest has been provided as prescribed under MSMED Act, 2006.

39. Disclosure required U/S. 186(4) of The Companies Act, 2013 :

The company has not given any loans and guarantees to any related parties nor provided any guarantees for obtaining loans by the related parties. No related parties have given any securities for loans obtained by the company. The Company has Wholly Owned subsidiary Outside India during the year under reporting.

40. Provision for trade guarantees / warranties :

The company is engaged in the business of manufacturing of textile machinery and not provided or entered into any service contracts which creates the liability of warranties etc. and therefore, no such liabilities are provided.

41. Contingent Liabilities :

(₹ in Lakhs)

Particulars	March 31, 2021	March 31, 2020
Sales tax assessment for Sales tax A.Y. 2,006-2,007 pending before Gujarat Commercial Tax Tribunal, Ahmedabad	13.02	13.02

Notes:
1. The Company has filed an appeal before the Appellate authorities in respect of the disputed matter under sales tax and the appeal is pending with the appellate authority. Considering the facts of the matters, no provision is considered necessary by the management because the management is hopeful that the matter would be decided in favour of the Company in the light of the legal opinion obtained by the company.

42. Capital and other commitments :

There are no contracts remaining to be executed on Capital account and hence no provision has been made on this account. The Company has no obligation on account of non-fulfilment of export commitments under various advance licenses during the reporting period and hence no provisions have been made.

43. Additional information pursuant to the provisions of Schedule III of The Companies Act, 2,013

a. Value of imports calculated on CIF basis

(₹ in Lakhs)

Particulars	March 31, 2021	March 31, 2020
Raw Materials & Components	65.09	36.77
Stores and Spares	NIL	NIL
Capital Goods	172.84	NIL

b. Expenditure in Foreign Currency (Accrual Basis)

(₹ in Lakhs)

Particulars	March 31, 2021	March 31, 2020
Expenses debited in the statement of Profit & Loss being in the nature of:	NIL	NIL
• Foreign Business Expenses	1.62	67.96
• Exhibition Expenses	4.91	1.74
• Foreign Commission Expenses		

c. Imported and Indigenous raw materials, components and spare parts consumed :

Particulars	March 31, 2021	March 31, 2020		
	Amount	%	Amount	%
Imported	0,058.28	005.16	0,033.43	002.79
Indigenous	1,070.12	094.84	1,163.71	097.21
TOTAL	1,128.40	100.00	1,197.14	100.00

d. Earning in Foreign Currency (accrual basis) :

Particulars	March 31, 2021	March 31, 2020
FOB value of exports	752.20	526.94

e. The company has incurred revenue expenditure of Rs. 38.48 Lakhs (Rs. 46.56 Lakhs) and capital expenditure of Rs. 9.12 Lakhs (Rs. 16.85 Lakhs) for in house research and development during the year.

f. Directors' Remuneration

Particulars	March 31, 2021	March 31, 2020
Directors' Remuneration	56.40	52.35

g. Auditor's remuneration

Particulars	March 31, 2021	March 31, 2020
As Statutory Auditor	1.50	1.50
As Tax Auditor	0.50	0.50
For FPO consultancy.	NIL	1.00
TOTAL	<u>2.00</u>	<u>3.00</u>

- 44.** Accounting policies not specifically referred to otherwise are consistent and in consonance with the generally accepted accounting policies. (GAAP).
- 45.** The previous year's figures have been regrouped or reclassified wherever necessary to confirm with the current year's presentation.

In terms of our attached report of even date

For K A SANGHAVI AND CO LLP

CHARTERED ACCOUNTANTS

FRN : 120846W/W100289

UDIN : 21101413AAAAFQ2883

AMISH ASHVINBHAI SANGHAVI

(DESIGNATED PARTNER)

M. NO. : 101413

Place:SURAT

Date:29/06/2021

For and on behalf of the Board of Directors of
MEERA INDUSTRIES LIMITED

DHARMESH VINODBHAI DESAI

(MANAGING DIRECTOR)

(DIN : 00292502)

BIJAL DHARMESHBHAI DESAI

(WHOLE TIME DIRECTOR)

(DIN : 00292319)

BHAVISHA KHAKHKHAR

(COMPANY SECRETARY)

VINOD SATYANARAYAN OJHA

(CHIEF FINANCIAL OFFICER)

[PART IV]
BALANCE-SHEET ABSTRACT AND
COMPANY'S GENERAL BUSINESS PROFILE

(or in the case the first return at any time since the incorporation of the company)

I. Registration Details

Registration No.	L29298GJ2006	State Code	04
	PLC048627		
Balance Sheet date	31/03/2021		

II. Capital raised during the year (amount Rs. thousands)

Public Issue	Nil	Rights Issue	Nil
Bonus Issue	Nil	Private Placement	Nil

III. Position of mobilisation and deployment of funds (amount in Rs. Thousands)

Total liabilities	3,33,835.37	Total assets	3,33,835.37
Equity and Liabilities			
Paid-up-capital	1,06,787.96	Reserves and surplus	1,41,635.49
Money against share warrant	Nil	Share application money pending allotment	Nil
Non - Current Liabilities	757.00	Current Liabilities	81,257.02
Defer Tax Liability	3,397.90		
Assets			
Net fixed assets	1,36,709.49	Investments	6,932.42
Net current assets	1,54,565.47	Loans and advances	35,627.99
Other non current assets	Nil		

IV. Performance of company (amount in Rs. Thousands)

Turnover	2,16,707.13	Other Income	5,987.76
Total expenditure	1,92,872.90	Profit/loss before tax	29,599.75
Profit/loss after tax	21,998.17	Earning per share in Rs.	2.06
Dividend rate %	Nil		

V. Generic names of three p rincipal products/services of company (as per monetary terms)

Item Code No. (ITC Code)
Product description

Item Code No. (ITC Code)
Product description

Item Code No. (ITC Code)
Product description

INTENTIONALLY BLANK

INDEPENDENT AUDITORS' REPORT

TO THE MEMBERS OF MEERA INDUSTRIES LIMITED

Report on the Consolidated Financial Statements

Opinion

We have audited the accompanying Consolidated Financial Statements of MEERA INDUSTRIES LIMITED ("the holding company") and its subsidiaries (Holding Company and its subsidiaries together referred to as "the Group"), which comprise the consolidated Balance Sheet as at 31st March 2021, the Statement of Profit and Loss (including other comprehensive income), and Consolidated Statement of cash flows for the year then ended, and notes to the consolidated financial statements, including a summary of significant accounting policies and other explanatory information. (hereinafter referred to as "the consolidated financial statements")

In our opinion and to the best of our information and according to the explanations given to us, the aforesaid consolidated financial statements give the information required by the Companies Act, 2013 ("the Act") in the manner so required and give a true and fair view in conformity with the Accounting Standards prescribed under section 133 of the Act read with the Companies (Accounting Standards) Rules, 2006 and other accounting principles generally accepted in India, of the consolidated state of affairs of the Group as at March 31, 2021 and the consolidated profit, and its consolidated cash flows for the year ended on that date.

Basis for Opinion

We conducted our audit of the consolidated financial statements in accordance with the Standards on Auditing

(SAs) specified under section 143(10) of the companies Act, 2013. Our responsibilities under those standards are further described in the Auditor's Responsibilities for the Audit of the Consolidated Financial Statements section of our report. We are independent of the Company in accordance with the Code of Ethics issued by the Institute of Chartered Accountants of India together with the ethical requirements that are relevant to our audit of the consolidated financial statements under the provisions of the Companies Act, 2013 and the Rules thereunder, and we have fulfilled our other ethical responsibilities in accordance with these requirements and the ICAI's Code of Ethics. We believe that the audit evidence we have obtained is sufficient and appropriate to provide a basis for our audit opinion on the consolidated financial statements.

Key Audit Matters

Key audit matters are those matters that, in our professional judgment, were of most significance in our audit of the consolidated financial statements of the current period. These matters were addressed in the context of our audit of the consolidated financial statements as a whole, and in forming our opinion thereon, and we do not provide a separate opinion on these matters. We have determined the matters described below to the Key Audit Matters to be communicated in our report.

S.No.	Key Audit Matter	How the matter was addressed in our audit
1.	Evaluation of uncertain Tax positions. The company has material uncertain tax positions including matters under dispute which involves significant judgment to determine the possible outcome of the said dispute. Refer Note No. 42 to the Consolidated financial statements	Obtained details of completed VAT tax assessment and demand for the year ended March 31, 2021 from management. We involved our internal experts to challenge the management's underlying assumptions in estimating the tax provision and the possible outcome of the dispute. Our internal experts also considered legal precedence and other rulings in evaluating management's position on this uncertain tax position. Additionally, we considered the effect of new information in respect of uncertain tax position as at 01.04.2020 to evaluate whether any change was required to management's position on this uncertainties.

2.	<p>The Company determines the allowance for credit losses based on historical loss experience adjusted to reflect current and estimated future economic conditions. The Company considered current and anticipated future economic conditions on the basis of the related credit information for its customers to estimate the probability of default in future and has taken into account estimates of possible effect from the pandemic relating to COVID-19. We identified allowance for credit losses as a key audit matter because of the significant judgement involved in calculating the expected credit losses. This required a high degree of auditor judgment and an increased extent of effort when performing audit procedures to evaluate the reasonableness of management's estimate of the expected credit losses.</p>	<p>Our audit procedures related to the allowance for credit losses for trade receivables included the following, among others:</p> <p>a) We tested the effectiveness of controls over the (1) development of the methodology for the allowance for credit losses, including consideration of the current and estimated future economic conditions, (2) completeness and accuracy of information used in the estimation of probability of default, and (3) computation of the allowance for credit losses.</p> <p>b) For a sample of customers we tested the input data such as credit related information used in estimating the probability of default by comparing them to external and internal sources of information.</p> <p>c) We evaluated the incorporation of the applicable assumptions into the estimate of expected credit losses and tested the mathematical accuracy and computation of the allowances by using the same input data used by the Company.</p> <p>d) We evaluated the qualitative adjustment to the historical loss rates, including assessing the basis for the adjustments and the reasonableness of the significant assumptions.</p>
----	--	---

Other Information

The Holding company's management and Board of Directors are responsible for the preparation of the other information. The other information comprises the information included in the holding company's annual report, management discussion and analysis, Board's report including Annexures to Board's report but does not include the consolidated Financial Statements and our auditor's report thereon.

Our opinion on the Consolidated Financial Statements does not cover the other information and we do not express any form of assurance conclusion thereon.

In connection with our audit of the consolidated financial statements, our responsibility is to read the other information and, in doing so, consider whether the other information is materially inconsistent with the Consolidated Financial Statements or our knowledge obtained during the course of our audit or otherwise appears to be materially misstated / inconsistent.

If, based on the work we have performed, we conclude that there is material misstatement of this other information, we are required to report that fact. We have nothing to report in this regard.

Management's and Board of Director's Responsibility for the Consolidated Financial Statements

The Company's management and Board of Directors are responsible for the matters stated in section 134(5) of the

Companies Act, 2013 ("the Act") with respect to the preparation of these consolidated financial statements that give a true and fair view of the financial position, financial performance and cash flows of the Group in accordance with the Accounting Standards specified under Section 133 of the Act and other accounting principles generally accepted in India. This responsibility also includes the maintenance of adequate accounting records in accordance with the provision of the Act for safeguarding of the assets of the Group and for preventing and detecting the frauds and other irregularities; selection and application of appropriate implementation and maintenance of accounting policies; making judgments and estimates that are reasonable and prudent; and design, implementation and maintenance of adequate internal financial controls, that were operating effectively for ensuring the accuracy and completeness of the accounting records, relevant to the preparation and presentation of the consolidated financial statements that give a true and fair view and are free from material misstatement, whether due to fraud or error.

In preparing the consolidated financial statements, management and Board of Directors are responsible for assessing the Group ability to continue as a going concern, disclosing, as applicable, matters related to going concern and using the going concern basis of accounting unless management either intends to liquidate the Company or to cease operations, or has no realistic alternative but to do so.

The Board of Directors is also responsible for overseeing the group financial reporting process.

Auditor's Responsibility for the Audit of the Consolidated Financial Statements

Our objectives are to obtain reasonable assurance about whether the consolidated financial statements as a whole are free from material misstatement, whether due to fraud or error, and to issue an Auditor's report that includes our opinion. Reasonable assurance is a high level of assurance, but is not a guarantee that an audit conducted in accordance with SAs will always detect a material misstatement when it exists. Misstatements can arise from fraud or error and are considered material if, individually or in the aggregate, they could reasonably be expected to influence the economic decisions of users taken on the basis of these consolidated financial statements.

As part of an audit in accordance with SAs, we exercise professional judgment and maintain professional skepticism throughout the audit. We also:

- Identify and assess the risks of material misstatement of the consolidated financial statements, whether due to fraud or error, design and perform audit procedures responsive to those risks, and obtain audit evidence that is sufficient and appropriate to provide a basis for our opinion. The risk of not detecting a material misstatement resulting from fraud is higher than for one resulting from error, as fraud may involve collusion, forgery, intentional omissions, misrepresentations, or the override of internal control.
- Obtain an understanding of internal financial controls relevant to the audit in order to design audit procedures that are appropriate in the circumstances. Under section 143(3)(i) of the Act, we are also responsible for expressing our opinion on whether the Group has adequate internal financial controls with reference to consolidated financial statements in place and the operating effectiveness of such controls.
- Evaluate the appropriateness of accounting policies used and the reasonableness of accounting estimates and related disclosures in the consolidated financial statements made by management and the Board of Directors.
- Conclude on the appropriateness of management and Board of Directors use of the going concern basis of accounting and, based on the audit evidence obtained, whether a material uncertainty exists related to events or conditions that may cast significant doubt on the Group ability to continue as a going concern. If we conclude that a material uncertainty exists, we are required to draw attention in our auditor's report to the related disclosures in the consolidated financial statements or, if such disclosures are inadequate, to modify our opinion. Our conclusions are based on the audit evidence obtained up to the date of our

auditor's report. However, future events or conditions may cause the Group (Holding Company and Subsidiaries) to cease to continue as a going concern.

- Evaluate the overall presentation, structure and content of the consolidated financial statements, including the disclosures, and whether the consolidated financial statements represent the underlying transactions and events in a manner that achieves fair presentation.

Materiality is the magnitude of misstatements in the Consolidated financial statements that, individually or in aggregate, makes it probable that the economic decisions of a reasonably knowledgeable user of the financial statements may be influenced. We consider quantitative materiality and qualitative factors in (i) planning the scope of our audit work and in evaluating the results of our work; and (ii) to evaluate the effect of any identified misstatements in the consolidated financial statements.

We communicate with those charged with governance regarding, among other matters, the planned scope and timing of the audit and significant audit findings, including any significant deficiencies in internal control that we identify during our audit.

We also provide those charged with governance with a statement that we have complied with relevant ethical requirements regarding independence, and to communicate with them all relationships and other matters that may reasonably be thought to bear on our independence, and where applicable, related safeguards.

From the matters communicated with those charged with governance, we determine those matters that were of most significance in the audit of the consolidated financial statements of the current period and are therefore the key audit matters. We describe these matters in our auditor's report unless law or regulation precludes public disclosure about the matter or when, in extremely rare circumstances, we determine that a matter should not be communicated in our report because the adverse consequences of doing so would reasonably be expected to outweigh the public interest benefits of such communication.

Other Matters

The accompanying consolidated Financial statements include total assets of Rs. 148.86 lakhs as at March 31, 2021 and total revenue of Rs. 90.52 Lakhs and net cash flows amounting to Rs. 0.02 Lakhs for the year ended on that date in respect of the wholly owned subsidiary company incorporated outside India (i.e. USA) which has not been audited by us, whose financial statements and other financial informations have been compiled at USA by the certified CPA and as per the certificate issued by the CPA, the wholly Owned Subsidiary at USA is not required to get its books of accounts audited

for the year under reporting as per the US Regulatory Laws. Therefore, the unaudited Financial results of the subsidiary has been compiled at USA and accordingly included in this consolidated Financial Statements for the year ended on 31st March, 2021. Our opinion, in so far it relates to amounts and disclosures in respect of this wholly owned subsidiary is based solely on such unaudited financial statement and other financial information as compiled by the certified CPA at USA..

Report on Other Legal and Regulatory Requirements

1. As required by Section 143(3) of the Act, we report that:

a. We have sought and obtained all the information and explanations which to the best of our knowledge and belief were necessary for the purposes of our audit of the aforesaid consolidated financial statements.

b. In our opinion, proper books of account as required by law relating to the preparation of the aforesaid consolidated financial statements have been kept so far as appears from our examination of those books.

c. The consolidated Balance Sheet, the consolidated Statement of Profit and Loss, and consolidated Cash Flow Statement dealt with by this Report are in agreement with the relevant books of account maintained for the purpose of preparation of the consolidated financial statements.

d. In our opinion, the aforesaid Consolidated Financial Statements comply with the Accounting Standards specified under Section 133 of the Act, read with Rule 7 of the Companies (Accounts) Rules, 2014.

e. On the basis of written representations received from the directors as on 31st March, 2021, taken on record by the Board of Directors of the Company and its subsidiaries incorporated in India and the reports of the Statutory Auditors of its subsidiary companies incorporated in India, none of the directors of the group companies incorporated in India is disqualified as on 31st March, 2021, from being appointed as a director in terms of Section 164(2) of the Act

f. With respect to the adequacy of the internal financial controls over financial reporting of the Company and the operating effectiveness of such controls, refer to our separate report in "Annexure A" which is based on the auditor's report of the company and its subsidiary companies incorporated in India. Our report expresses an unmodified opinion on the adequacy and operating effectiveness of the Company's internal financial controls over financial reporting of those companies, for reasons stated therein.

(B) With respect to the other matters to be included in the Auditor's Report in accordance with the requirements of section 197(16) of the Act :

In our opinion and to the best of our information and according to the explanations given to us, the remuneration paid by the Holding Company and its Subsidiary companies establishment in India to its directors during the current year is in accordance with the provisions of section 197 of the Act.

The remuneration paid to any director is not in excess of the limits laid down under section 197 of the Act. The Ministry of Corporate Affairs has not prescribed other details under section 197(16) which are required to be commented upon by us.

(C) With respect to the other matters to be included in the Auditor's Report in accordance with Rule 11 of the Companies (Audit and Auditor's) Rules, 2014, in our opinion and to the best of our information and according to the explanations given to us:

1. The Group has disclosed the impact of pending litigations as at 31st March, 2021 on its financial position in its Consolidated financial statements – Refer Note 42 to the financial statements.

2. The Group did not have any long-term contracts including derivatives contracts for which there were any material foreseeable losses.

3. There has been no delay in transferring amounts, required to be transferred, to the Investor Education and Protection Fund by the Holding Company or its Subsidiary Companies incorporated in India during the year ended March 31, 2021.

Place : SURAT
Date : 29/06/2021

for K A SANGHAVI AND CO LLP
Chartered Accountants
FRN : 0120846W/W100289

AMISH ASHVINBHAI SANGHAVI
PARTNER
M. NO. 101413
ICAI UDIN : 21101413AAAAFQ2883

ANNEXURE – A

To the Independent Auditor's report to the Consolidated Financial Statements of MEERA INDUSTRIES LIMITED for the year ended on 31ST March, 2021.

(Referred to in paragraph 2(f) under 'Report on Other Legal and Regulatory Requirements' section of our report to the Members of Meera Industries Limited of even date)

Report on the Internal Financial Controls Over Financial Reporting under Clause (i) of Sub-section 3 of Section 143 of the Companies Act, 2013 ("the Act")

Opinion :

In conjunction with our audit of the consolidated financial statements of Meera Industries Limited (hereinafter referred to as "the Holding Company") as of and for the year ended 31 March 2021, we have audited the internal financial controls with reference to consolidated financial statements of the Holding Company and such companies incorporated in India under the Companies Act, 2013 which are its subsidiary companies, as of that date.

In our opinion, the Holding Company and such companies incorporated in India which are its subsidiary companies have, in all material respects, adequate internal financial controls with reference to consolidated financial statements and such internal financial controls were operating effectively as at 31 March 2021, based on the internal financial controls with reference to consolidated financial statements criteria established by such companies considering the essential components of such internal controls stated in the Guidance Note on Audit of Internal Financial Controls Over Financial Reporting issued by the Institute of Chartered Accountants of India (the "Guidance Note")

Management's Responsibility for Internal Financial Controls

The respective Company's management and the Board of Directors are responsible for establishing and maintaining internal financial controls with reference to consolidated financial statements based on the criteria established by the respective Company considering the essential components of internal control stated in the Guidance Note. These responsibilities include the design, implementation and maintenance of adequate internal financial controls that were operating effectively for ensuring the orderly and efficient conduct of its business, including adherence to the respective company's policies, the safeguarding of its assets, the prevention and detection of frauds and errors, the accuracy and completeness of the accounting records, and the timely preparation of reliable financial information, as required under the Companies Act, 2013 (hereinafter

referred to as "the Act").

Auditor's Responsibility

Our responsibility is to express an opinion on the internal financial controls over financial reporting with reference to consolidated financial statements based on our audit. We conducted our audit in accordance with the Guidance Note on Audit of Internal Financial Controls Over Financial Reporting (the "Guidance Note") issued by the Institute of Chartered Accountants of India and the Standards on Auditing prescribed under Section 143(10) of the Companies Act, 2013, to the extent applicable to an audit of internal financial controls with reference to consolidated financial statements. Those Standards and the Guidance Note require that we comply with ethical requirements and plan and perform the audit to obtain reasonable assurance about whether adequate internal financial controls over financial reporting with reference to consolidated financial statements was established and maintained and whether such controls operated effectively in all material respects.

Our audit involves performing procedures to obtain audit evidence about the adequacy of the internal financial controls system over financial reporting with reference to consolidated financial statements and their operating effectiveness. Our audit of internal financial controls over financial reporting with reference to consolidated financial statements included obtaining an understanding of such internal financial controls over financial reporting, assessing the risk that a material weakness exists, and testing and evaluating the design and operating effectiveness of internal control based on the assessed risk. The procedures selected depend on the auditor's judgement, including the assessment of the risks of material misstatement of the consolidated financial statements, whether due to fraud or error.

We believe that the audit evidence we have obtained, is sufficient and appropriate to provide a basis for our audit opinion on the internal financial controls system over financial reporting with reference to the consolidated financial statements.

Meaning of Internal Financial Controls Over Financial Reporting with reference to Consolidated Financial Statements

A company's internal financial control over financial reporting with reference to the consolidated financial statements is a process designed to provide reasonable assurance regarding the reliability of financial reporting and the preparation of financial statements for

external purposes in accordance with generally accepted accounting principles. A company's internal financial controls over financial reporting with reference to the consolidated financial statements includes those policies and procedures that (1) pertain to the maintenance of records that, in reasonable detail, accurately and fairly reflect the transactions and dispositions of the assets of the company; (2) provide reasonable assurance that transactions are recorded as necessary to permit preparation of financial statements in accordance with generally accepted accounting principles, and that receipts and expenditures of the company are being made only in accordance with authorisations of management and directors of the company; and (3) provide reasonable assurance regarding prevention or timely detection of unauthorised acquisition, use, or disposition of the company's assets that could have a material effect on the financial statements.

Place : SURAT
Date : 29/06/2021

Inherent Limitations of Internal Financial Controls Over Financial Reporting with reference to the Consolidated Financial Statements

Because of the inherent limitations of internal financial controls over financial reporting with reference to consolidated financial statements, including the possibility of collusion or improper management override of controls, material misstatements due to error or fraud may occur and not be detected. Also, projections of any evaluation of the internal financial controls over financial reporting with reference to consolidated financial statements to future periods are subject to the risk that the internal financial control over financial reporting with reference to consolidated financial statements may become inadequate because of changes in conditions, or that the degree of compliance with the policies or procedures may deteriorate.

for K A SANGHAVI AND CO LLP
Chartered Accountants
FRN : 0120846W/W100289

AMISH ASHVINBHAI SANGHAVI
PARTNER
M. NO. 101413
ICAI UDIN : 21101413AAAAFQ2883

CONSOLIDATED BALANCE SHEET AS AT 31/03/2021

In ₹ Lakhs

Particulars	Note	31/03/2021	31/03/2020
EQUITY AND LIABILITIES			
Shareholders' funds			
Share capital	3	1,067.88	1,067.88
Reserves and surplus	4	1,435.51	1,268.33
Money received against share warrants		-	-
		2,503.39	2,336.20
Share application money pending allotment		-	-
Non-current liabilities			
Long-term borrowings		-	-
Deferred tax liabilities (Net)	5	33.98	20.28
Other Long term liabilities		-	-
Long-term provisions	6	7.57	10.00
		41.55	30.28
Current liabilities			
Short-term borrowings	7	0.74	-
Trade payables	8	455.74	385.91
Other current liabilities	9	300.43	182.64
Short-term provisions	10	65.80	24.02
		822.71	592.57
TOTAL		3,367.65	2,959.05
ASSETS			
Non-current assets			
Property, Plant and Equipment			
Tangible assets	11	1,291.69	930.46
Intangible assets	12	20.66	19.99
Capital work-in-progress	13	57.09	16.82
Intangible assets under development		-	-
		1,369.44	967.26
Non-current investments		-	-
Deferred tax assets (net)		-	-
Long-term loans and advances	14	113.18	540.89
Other non-current assets		-	-
		1,482.62	1,508.15
Current assets			
Current investments	15	4.56	5.94
Inventories	16	850.19	838.07
Trade receivables	17	434.26	183.76
Cash and cash equivalents	18	345.25	110.23
Short-term loans and advances	19	244.17	307.09
Other current assets	20	6.60	5.81
		1,885.03	1,450.90
TOTAL		3,367.65	2,959.05

The accompanying notes form an integral part of these standalone financial statements

Notes :

1. The figures in brackets represent outflows.
2. Previous period's figures have been regrouped / reclassified, wherever necessary, to confirm to current year presentation.

In terms of our attached report of even date

For K A SANGHAVI AND CO LLP

CHARTERED ACCOUNTANTS

FRN : 120846W/W100289

UDIN : 21101413AAAAFQ2883

AMISH ASHVINBHAI SANGHAVI

(DESIGNATED PARTNER)

M. NO. : 101413

Place:SURAT

Date:29/06/2021

For and on behalf of the Board of Directors of
MEERA INDUSTRIES LIMITED

DHARMESH VINODBHAI DESAI

(MANAGING DIRECTOR)

(DIN : 00292502)

BIJAL DHARMESHBHAI DESAI

(WHOLE TIME DIRECTOR)

(DIN : 00292319)

BHAVISHA KHAKHKHAR

(COMPANY SECRETARY)

VINOD SATYANARAYAN OJHA

(CHIEF FINANCIAL OFFICER)

STATEMENT OF PROFIT AND LOSS

For the year ended 31st march 2021

		In ₹ Lakhs	
Particulars	Note	31/03/2021	31/03/2020
Revenue from operations	21	2,223.40	2,026.54
Other income	22	49.41	85.33
Total Revenue		2,272.81	2,111.86
Expenses			
Cost of materials consumed	23	1,128.40	1,197.15
Purchases of Stock-in-Trade		-	-
Changes in inventories of finished goods work-in-progress and Stock-in-Trade	24	106.81	(44.28)
Employee benefits expense	25	264.63	278.34
Finance costs	26	2.22	3.39
Depreciation and amortization expense	27	53.50	42.60
Other expenses	28	422.41	558.55
Total expenses		1,977.96	2,035.75
Profit before exceptional, extraordinary and prior period items and tax		294.85	76.12
Exceptional items		-	-
Profit before extraordinary and prior period items and tax		294.85	76.12
Extraordinary Items		-	-
Profit before prior period items and tax		294.85	76.12
Prior Period Items	29	(2.22)	(1.30)
Profit before tax		292.63	74.82
Tax expense:	30		
Current tax		56.62	17.60
Deferred tax		13.70	5.09
Profit/(loss) for the period from continuing operations		222.31	52.13
Profit/(loss) from discontinuing operations		-	-
Tax expense of discontinuing operations		-	-
Profit/(loss) from Discontinuing operations (after tax)		-	-
Profit/(loss) for the period		222.31	52.13
Earnings per equity share:	31		
Basic		2.08	0.50
Diluted		2.08	0.50

The accompanying notes form an integral part of these standalone financial statements

In terms of our attached report of even date

For K A SANGHAVI AND CO LLP

CHARTERED ACCOUNTANTS

FRN : 120846W/W100289

UDIN : 21101413AAAAFQ2883

AMISH ASHVINBHAI SANGHAVI

(DESIGNATED PARTNER)

M. NO. : 101413

Place: SURAT

Date: 29/06/2021

For and on behalf of the Board of Directors of

MEERA INDUSTRIES LIMITED

DHARMESH VINODBHAI DESAI

(MANAGING DIRECTOR)

(DIN : 00292502)

BIJAL DHARMESHBHAI DESAI

(WHOLE TIME DIRECTOR)

(DIN : 00292319)

BHAVISHA KHAKHKHAR

(COMPANY SECRETARY)

VINOD SATYANARAYAN OJHA

(CHIEF FINANCIAL OFFICER)

CASH FLOW STATEMENT

For the year ended 31st march 2021

(₹ in Lakhs)

PARTICULARS	31ST MARCH 2021	31ST MARCH 2020
Cash flow from operating activities		
Profit / (loss) before tax and exceptional items	292.63	74.82
Adjustments for :		
Depreciation	53.50	42.60
Interest Income	(3.04)	(2.89)
Dividend Income	-	-
Profit on sale of Fixed Asset	-	(4.32)
Adjustments for consolidation*	(1.67)	(1.00)
Gain on Sale of Shares / Mutual funds	(0.88)	(3.69)
Operating profit / (loss) before working capital change	340.54	105.52
Movements in working capital		
Increase / decrease in inventories	(12.12)	(172.40)
Increase / decrease in sundry Debtors	(250.50)	157.46
Increase / decrease in Short term advances and loans	72.96	(170.55)
Increase / decrease in other current assets	(0.78)	3.42
Increase / decrease in Long term advances and loans	427.71	(426.07)
Increase / decrease in Sundry Creditors	69.83	(83.34)
Increase / decrease in other Current Liability	117.79	54.11
Increase / decrease in short term provisions	1.10	
Increase / decrease in other Non - Current Liability	(2.43)	3.10
Cash (used in) / generated from operating activities	764.10	(528.75)
Direct tax paid, net	(25.96)	(31.25)
Net cash (used in) / generated flow from Operating activities	738.14	(560.00)
Cash flow from investing activities		
Purchase of Fixed asset	(455.74)	(575.24)
Proceeds from sale of Fixed Assets	-	41.30
Purchase of Shares / Mutual funds	(155.00)	(460.00)
Proceeds from sale of Shares / Mutual funds	157.25	457.75
Interest Income	3.04	2.89
Dividend Income	-	-
Net cash (used in) / generated from investing activities	(450.45)	(533.30)
Cash flow from financing activities		
Issue of share Capital AS FPO at premium of Rs. 215/- each	-	1,174.50
Payment of Final / Interim Dividend to Shareholders	(53.39)	(177.98)
Payment of Dividend Distribution Tax	-	(36.59)
Share Issue Expenses	-	(68.62)

Received from Borrowings	0.74	-
Repayment of Borrowings	-	-
Net cash (used in) / generated from financing activities	(52.66)	891.32
Net Increase/ decrease in cash and cash equivalent	235.02	(201.99)
Cash and cash equivalent at beginning of the year	110.23	312.22
Cash and cash equivalent at end of period	345.25	110.23

The accompanying notes form an integral part of these standalone financial statements

Notes :

1. The figures in brackets represent outflows.
 2. Previous period's figures have been regrouped / reclassified, wherever necessary, to confirm to current year presentation.
- *Primarily includes impact of foreign currency translation in non-integral operations.

In terms of our attached report of even date

For K A SANGHAVI AND CO LLP

CHARTERED ACCOUNTANTS

FRN : 120846W/W100289

UDIN : 21101413AAAAFQ2883

AMISH ASHVINBHAI SANGHAVI

(DESIGNATED PARTNER)

M. NO. : 101413

Place:SURAT

Date:29/06/2021

For and on behalf of the Board of Directors of

MEERA INDUSTRIES LIMITED

DHARMESH VINODBHAI DESAI

(MANAGING DIRECTOR)

(DIN : 00292502)

BIJAL DHARMESHBHAI DESAI

(WHOLE TIME DIRECTOR)

(DIN : 00292319)

BHAVISHA KHAKHKHAR

(COMPANY SECRETARY)

VINOD SATYANARAYAN OJHA

(CHIEF FINANCIAL OFFICER)

CONSOLIDATED NOTES ON ACCOUNTS FOR THE YEAR ENDED MARCH 31, 2021

1 CORPORATE INFORMATION :

Meera Industries Limited ("the Company") was incorporated on 05/07/2006 as a private Limited company and later on during Financial Year 2016-2017, it got converted in Public Limited Company domiciled in India. Its shares are listed on BSE SME platform effective from 09/05/2017. The company is primarily engaged in the business of manufacture and sale of customized textile machinery and machinery parts and trading and manufacturing of yarn including Import and Export of the same. The company has wholly owned subsidiary at USA.

2 SUMMARY OF SIGNIFICANT ACCOUNTING POLICIES :

(i) Basis of preparation of Financial Statements :

These consolidated financial statements comprise the financial statements of Meera Industries Ltd. and its Wholly Owned Subsidiary in USA- Meera Industries USA LLC (together referred to as the Group). The consolidated financial statements are prepared in accordance with the Generally Accepted Accounting Principles in India ('Indian GAAP') to comply with the Accounting Standards specified under Section 133 of the Companies Act, 2013, read with Rule 7 of the Companies (Accounts) Rules, 2014 and the relevant provisions of the Companies Act, 2013. The financial statements have been prepared under the historical cost convention on accrual basis, except in case of assets for which provision for impairment for certain financial instruments which are measured at fair value.

All amounts included in the financial statements are reported in lakhs figures of Indian Rupees.

(ii) Presentation and disclosure of financial statements :

During the year end 31ST March 2021, the group has presented the consolidated financial statements as per the Schedule III notified under the Companies Act, 2013. The group has also reclassified the previous figures in accordance with the requirements applicable in the current year.

(iii) Principles of consolidation:

The consolidated financial statements of the Group are prepared in accordance with Accounting Standard 21 – 'Consolidated Financial Statements', Accounting Standard 23 – 'Accounting for Investments in Associates in Consolidated Financial Statements' as notified by the Rules.

The consolidated financial statements are

presented, to the extent possible, in the same format as that adopted by the Company for its standalone financial statements.

Subsidiaries

Wholly own Subsidiary outside India is fully consolidated from the date of acquisition, being the date on which the Group obtains control, and continue to be consolidated until the date that such control ceases.

The financial statements of the Company and its subsidiary have been combined on a line-by-line basis by adding together the book values of like items of assets, liabilities, income and expenses, after eliminating intra group balances and intra group transactions. The unrealised profits or losses resulting from the intra group transactions and intra group balances have been eliminated.

The excess of the cost to the Company of its investment in the subsidiaries over the Company's portion of equity on the acquisition date is recognised in the financial statements as goodwill and is tested for impairment annually. The excess of Company's portion of equity of the subsidiary over the cost of investment therein is treated as capital reserve.

The Company's portion of the equity in the subsidiary at the date of acquisition is determined after realigning the material accounting policies of the subsidiary to that of the parent and the charge/(reversal) on account of realignment is adjusted to the accumulated reserves and surplus of the subsidiary at the date of acquisition.

The consolidated financial statements are prepared using uniform accounting policies for like transactions and events in similar circumstances and necessary adjustments required for deviations, if any to the extent possible unless otherwise stated, are made in the consolidated financial statements and are presented in the same manner as the Company's standalone financial statements.

Share of minority interest, if any in the net profit is adjusted against the income to arrive at the net income attributable to shareholders of the parent Company. Minority interest's share of net assets is presented separately in the balance sheet.

If the losses attributable to the minority in a consolidated subsidiary exceed the minority's share in equity of the subsidiary, then the excess, and any further losses applicable to the minority, are adjusted against the Group's interest except to the extent that the minority has a binding obligation to, and is able to, make good the losses. If the subsidiary subsequently reports profits, all such profits are allocated to the Group's interest until the minority's share of losses previously absorbed by the Group has been adjusted.

A change in the ownership interest of a subsidiary, without a loss of control is accounted for as an equity transaction.

If the Group loses control over a subsidiary, it:

a) derecognises the assets (including

- goodwill) and liabilities of the subsidiary;
- b) derecognises the carrying amount of any minority interest;
 - c) derecognises the cumulative translation differences, recorded in foreign currency translation reserve;
 - d) recognises the value of the consideration received;
 - e) recognises the value of any investment retained;
 - f) recognises any surplus or deficit in profit or loss;

Associates

The Group consists of only one Wholly Owned Subsidiary outside India and no other associates during the reporting period.

(iv) Use of estimates :

The preparation of financial statements in conformity with Indian GAAP requires management to make judgments, estimates and assumptions that affect the reported amounts of revenues, expenses, assets and liabilities and the disclosure of contingent liabilities, if any at the end of the reporting period. Although these estimates are based upon management's best knowledge of current events and actions, uncertainty about these assumptions and estimates could result in the outcomes requiring a material adjustment to the carrying amounts of assets or liabilities in future periods.

Estimation of uncertainties relating to the global health pandemic from COVID-19 (COVID-19):

The Group has considered the possible effects that may result from the pandemic relating to COVID-19 in the preparation of these Consolidated financial statements including the recoverability of carrying amounts of financial and non-financial assets. In developing the assumptions relating to the possible future uncertainties in the global economic conditions because of this pandemic, the Group has, at the date of approval of these financial statements, used internal and external sources of information including credit reports and related information and economic forecasts and expects that the carrying amount of these assets will be recovered. The impact of COVID-19 on the Group's financial statements may differ from that estimated as at the date of approval of these Consolidated financial statements.

- (v) Property Plant and Equipment (AS 10) :** Tangible Fixed assets are carried at cost of acquisition and other applicable costs less accumulated depreciation and accumulated impairment loss, if any. The cost of fixed assets includes cost of acquisition plus, any freight,

taxes, duties and other incidental expenses that are directly attributable to bring the assets to their working conditions for their intended use. Borrowing costs directly attributable to the qualifying assets are capitalized as part of the cost. The costs of internally generated assets comprise direct costs attributed to the generation of the assets.

Capital work in progress, if any comprises of the cost of fixed assets that are not yet ready for their intended use at the balance sheet date. Assets held for disposal, if any are stated at the lower of net book value and the estimated net realizable value.

When parts of the items of property, plant and equipment have different useful lives, they are accounted for as separate items (major components) of property, plant and equipment. Subsequent expenditure relating to the property, plant and equipment is capitalized only when it is probable that future economic benefits associated with these will flow to the company and the cost of the item can be measured reliably.

Gain / loss arising from de-recognition / sale / disposal of fixed assets are measured as the difference between the net disposal / sale proceeds and the carrying amount of the assets and are recognized in the statement of profit or loss when the asset is derecognized / disposed off.

Advances paid towards the acquisition of fixed assets, if any outstanding as of balance sheet date is disclosed under long term loans and advances.

(vi) Intangible Assets :

Intangible assets are stated at the consideration paid for acquisition less accumulated amortization and accumulated impairment losses, if any.

(vii) Borrowing Costs (AS 16):

Borrowing costs attributable to the acquisition of qualifying assets, if any are capitalized as per the requirements of AS 16.

Borrowing cost primarily includes interest and amortisation of ancillary costs incurred in connection with the arrangement of borrowings. Borrowing costs directly attributable to the acquisition, construction or production of an asset that necessarily takes a substantial period of time to get ready for its intended use or sale are capitalised as part of the cost of the respective asset.

(viii) Depreciation / Amortization :

Depreciation on tangible fixed assets is calculated on the Straight Line Method (SLM) based on the useful lives and residual values estimated by the management in accordance with Schedule II to the Companies Act, 2013. The identified components

are depreciated separately over their useful lives; the remaining components are depreciated over the life of the principal asset.

Intangible assets, if any are amortized on a straight line basis over the estimated useful economic life.

(ix) Impairment of tangible and Intangible Assets (AS 28):

As per the estimates made by the management and as per the various assessments made by the management, there were no indicators whether internal or external (as provided in para 8 of AS 28) which has led to the impairment loss to any assets. Since there are no such indicators which suggest that the net value of the assets would fall significantly by passage of time and normal use, the company has not provided for any impairment loss for any assets during the current financial period. The company has chosen the "value in use" technique and as per the measurement of future cash flow, the management is of the opinion that the future cash flow and the terminal value of the assets would not be significantly less than the carrying value and hence no impairment for any assets has been provided for in the financial statements. No reversal of impairment loss has been recognized in the Profit & loss Account.

Since the group has not carried out the activities in segments, the impairment loss or reversal of the impairment loss has not been provided for the segments.

(x) Investments (AS 13):

Investments which are readily realisable and intended to be held for not more than one year from the date on which such investments are made, are classified as current investments. All other investments are classified as long-term investments.

On initial recognition, all investments are measured at cost. The cost comprises purchase price and directly attributable acquisition charges such as brokerage, fees and duties. If an investment is acquired, or partly acquired, by the issue of shares or other securities, the acquisition cost is the fair value of the securities issued.

Current investments are carried in the financial statements at lower of cost and realisable value. Long-term investments are carried at cost. However, provision for diminution in value, if any is made to recognise a decline other than temporary in the value of such investments.

On disposal of an investment, if any, the difference between its carrying amount and net disposal proceeds is charged or credited to the statement of profit and loss.

All other Investments are stated at cost or Net realizable value whichever is less.

(xi) Government grants and subsidies (AS

12):

Grants and subsidies from the government are recognised when there is reasonable assurance that (i) the Company will comply with the conditions attached to them, and (ii) the grant / subsidy will be received.

When the grant or subsidy relates to revenue, it is recognised as income on a systematic basis in the statement of profit and loss over the periods necessary to match them with the related costs, which they are intended to compensate. Where the grant relates to an asset, it is recognised as deferred income and released to income in equal amounts over the expected useful life of the related asset.

(xii) Inventories (AS 2):

Inventories of materials include raw materials, yarn, stores and spares and consumables, packing materials, components, work-in-progress, stock in transit. Inventories for textile machinery manufacturing valued at the lower of cost and estimated net realisable value by following Weighted Average Method and for manufacturing of yarn valued at the lower of cost and estimated net realisable value by following at First in First out Method.

(xiii) Revenue recognition (AS 9):

Revenue comprises sale & export of customized machinery, yarn and service income, interest income, and export incentive income. Revenue is recognised to the extent it is probable that the economic benefits will flow to the Company and that the revenue can be reliably measured. The Company collects GST as applicable on behalf of the government and therefore, these are not economic benefits flowing to the Company. Hence, they are excluded from revenue.

Revenue from sale of goods is recognised in the statement of profit and loss when the significant risks and rewards in respect of ownership of goods has been transferred to the buyer as per the terms of the respective sales order, and the income can be measured reliably and is expected to be received.

Interest income are recognized on a time proportion basis taking into account the amount outstanding and the rate applicable

Export incentives are recognised when the right to receive the same is established.

Duty drawback income on export is recognized on accrual basis when the right to receive the claim by the company is established.

Exchange gain is recognized on Net basis that is to say after netting off the exchange loss, if any. Exchange gain / loss is recognised on transfer of amount to Rupees Account from Dollar Account maintained by the company during the reporting period.

(xiv) GST CREDIT :

GST credit available on purchase of materials, purchase of capital goods and input services is not charged to cost of material, capital goods and services. GST Credit availed is accounted by way of adjustment against GST payable on dispatch of finished goods, GST payable on rendering of services.

(xv) Retirement and other Employee benefits (AS 15) :

a) Short term Employee benefits :

Short term benefits including salaries, social security contributions, short term compensated absences (such as paid annual leave) where the absences are expected to occur within twelve months after the end of the period in which the employees render the related service, profit sharing and bonus payable within twelve months after the end of the period in which the employees render the related services and non-monetary benefits (such medical care) for current employees are estimated and measured on an undiscounted basis.

**b) Long term employee benefits :
Defined Contribution Plan :**

All eligible employees of the company are entitled to receive benefits under the provident fund, a defined contribution plan in which both the employee and the company contribute monthly at a stipulated percentage of the covered employees salary. Contributions are made to Employees Provident Fund Organization in respect of Provident Fund, Pension Fund and Employees Deposit Linked Insurance Scheme, as applicable at the prescribed rates and are charged to Statement of Profit and Loss at actuals. The company has no liability for future provident fund benefits other than its annual contribution.

Defined Benefit Plan :

The company provides for gratuity covering employees under which lumpsum payment is paid to vest employees at retirement, death, incapacitation or termination of employment, of an amount reckoned on the respective employees salary and his tenor of employment with the company. The company accounts for its liability for future gratuity benefits based on actuarial valuation determined at each Balance Sheet date by an Independent Actuary using Project Unit Credit Method. The company makes annual contribution to separate schemes managed by Life Insurance Corporation of India. The company recognizes the net obligation of the gratuity plan in the

Balance Sheet as an asset or liability, respectively in accordance with Accounting Standard 15, "Employee benefits". Actuarial gains and losses arising from experience adjustments and changes in actuarial assumptions are recognized in the statement of profit and loss in the period in which they arise.

(xvi) Foreign Exchange Transactions (AS 11):

Transactions in foreign currencies other than those covered by forward contracts entered into by the group are accounted at the exchange rates prevailing on the date of transactions or at rates that closely approximate the rate at the date of the transaction.

Exchange gain income is recognised on the basis of the exchange rate fluctuations between the dates of import / exports as the case may be and the actual payment / receipts of the imports / exports.

Monetary assets (debtors for exports) and liabilities (Creditors for imports) relating to foreign currency transactions remaining unsettled at the end of the period are translated at the period-end rate and the difference in translation and realized gain and losses on foreign exchange transactions are recognized in the statement of profit and loss.

Non-monetary foreign currency items are carried at historical cost determined on the date of transaction.

Exchange difference in respect of liability incurred to acquire fixed assets is charged to revenue account. The group has not entered into any forward exchange contracts intended for trading or speculation purposes.

For the purpose of consolidation of the accounts of the foreign subsidiary, the operations of the subsidiary have been treated as non-integral operations and the income and expenses have been translated at the average of rates during the year except the sales made by the holding to the foreign subsidiary which has been converted on the basis of the actual exchange rate prevailing at the time of the transaction during the year. The assets and the liabilities have been translated at the closing rate on the date of the balance sheet except the investment in the shares of the foreign subsidiary which has been converted at the rate prevailing at the time of the investment made by the holding company. The difference on translation has been taken to foreign exchange translation reserve and disclosed under Reserves and Surplus. Where the foreign subsidiary is disposed off, if any, in the mid of the year, the assets and liabilities have been translated at the closing rate on the date of sale for arriving at the profit / loss on sale of investment

(xvii) Taxation (AS 22):

Tax expense comprises current and deferred tax. Current income-tax is measured at the amount expected to be paid to the tax authorities in accordance with the Income-tax Act, 1961 enacted in India and tax laws prevailing in the respective tax jurisdictions where the Company operates. The tax rates and tax laws used to compute the amount are those that are enacted or substantively enacted, at the reporting date. Current income tax relating to items recognised directly in equity is recognised in equity and not in the statement of profit and loss. The amount of current tax actually determined at the time of filing of IT return for the Assessment Year determined the final self assessment tax liability and accordingly the company has reversed the excess provision of current tax charged to statement of profit and loss in earlier period or made additional provision for current tax not charged to statement of profit & loss, in current reporting period as the case may be.

Deferred income taxes reflect the impact of timing differences between taxable income and accounting income originating during the current year and reversal of timing differences for the earlier years. Deferred tax is measured using the tax rates and the tax laws enacted or substantively enacted at the reporting date. Deferred income tax relating to items recognised directly in equity is recognised in equity and not in the statement of profit and loss.

Deferred tax liabilities are recognised for all taxable timing differences. Deferred tax assets are recognised for deductible timing differences only to the extent that there is reasonable certainty that sufficient future taxable income will be available against which such deferred tax assets can be realised. In situations where the group has unabsorbed depreciation or carry forward tax losses, all deferred tax assets are recognised only if there is virtual certainty supported by convincing evidence that they can be realised against future taxable profits.

At each reporting date, the group re-assesses unrecognised deferred tax assets. It recognises unrecognised deferred tax asset to the extent that it has become reasonably certain or virtually certain, as the case may be, that sufficient future taxable income will be available against which such deferred tax assets can be realised.

The carrying amount of deferred tax assets are reviewed at each reporting date. The group writes-down the carrying amount of deferred tax asset to the extent that it is no longer reasonably certain or virtually certain, as the case may be, that sufficient future taxable income will be available against which deferred tax asset can be realised. Any such write down is reversed to the extent that it becomes reasonably certain or virtually certain, as the case may be, that sufficient future taxable income will be available.

Deferred tax assets and deferred tax liabilities are

offset, if a legally enforceable right exists to set-off current tax assets against current tax liabilities and the deferred tax assets and deferred taxes relate to the same taxable entity and the same taxation authority.

Separate and detailed calculation of Deferred tax is appended in these notes.

(xviii) Provisions and contingent liabilities, Contingent assets (AS 29):

A provision is recognised when the group has a present obligation as a result of past events; it is probable that an outflow of resources will be required to settle the obligation and in respect of which a reliable estimate can be made of the amount of obligation. Provisions are not discounted to their present value and are determined based on best estimate required to settle the obligation at the balance sheet date. These estimates are reviewed at each balance sheet date and adjusted to reflect the current best estimates.

Provisions of various expenses are recognized in the financial statements since there exists present obligations as a result of event and the expenses are accrued and incurred during the year.

A contingent liability is a possible obligation that arises from past events whose existence will be confirmed by the occurrence or non-occurrence of one or more uncertain future events beyond the control of the Company or a present obligation that is not recognised because it is not probable that an outflow of resources will be required to settle the obligation. A contingent liability also arises in extremely rare cases where there is a liability that cannot be recognised because it cannot be measured reliably.

The group does not recognise a contingent liability but discloses its existence in the financial statements unless the possibility of an outflow is remote.

A contingent asset is not recognized in the financial statements and hence not disclosed.

(xix) Earning / (loss) per share (AS 20):

Basic earnings / (loss) per share are calculated by dividing the net profit / (loss) for the period attributable to equity shareholders (after deducting preference dividends and attributable taxes) by the weighted average number of equity shares outstanding during the period. The weighted average number of equity shares outstanding during the period are adjusted for any bonus shares issued during the year and also after the balance sheet date but before the date the financial statements are approved by the board of directors for the purpose of calculating diluted earnings / (loss) per share. The net profit / (loss) for the period attributable to equity shareholders and the weighted average number of shares outstanding

during the period are adjusted for the effects of all dilutive potential equity shares.

The number of equity shares and potentially dilutive equity shares are adjusted for bonus and right issue as appropriate. The dilutive potential equity shares are adjusted for the proceeds receivable, had the shares been issued at fair value. Dilutive potential equity shares are deemed converted as of the beginning of the period, unless issued at a later date.

(xx) Cash and Cash Equivalents :

Cash and cash equivalents for the purpose of cash flow statement comprise cash at bank and in hand,

cheques on hand and short-term investments with an original maturity of three months or less.

(xxi) Operating leases : Where the group is a lessee

Leases where the lessor effectively retains substantially all the risks and benefits of ownership of the leased item are classified as operating leases. Operating lease payments are recognised as an expense in the statement of profit and loss on the basis of the lease (rent agreements). Initial direct costs such as legal costs, brokerage costs, etc. if any, are recognised immediately in the statement of profit and loss.

3 Share Capital

		In ₹ Lakhs	
Particulars		31/03/2021	31/03/2020
Authorised			
12,000,000 (12,000,000) Equity Shares fully paid up of ₹ 10/- Par Value		1,200.00	1,200.00
		1,200.00	1,200.00
Issued			
10,678,796 (10,678,796) Equity Shares fully paid up of ₹ 10/- Par Value		1,067.88	1,067.88
		1,067.88	1,067.88
Subscribed			
10,678,796 (10,678,796) Equity Shares fully paid up of ₹ 10/- Par Value		1,067.88	1,067.88
		1,067.88	1,067.88
Paidup			
10,678,796 (10,678,796) Equity Shares fully paid up of ₹ 10/- Par Value Fully Paidup		1,067.88	1,067.88
		1,067.88	1,067.88

TERMS / RIGHTS ATTACHED TO EQUITY SHARES

The Company has only one class of equity shares having a par value of Rs 10 each. Each holder of equity shares is entitled to one vote per share. The shares of the company are listed on the SME platform of BSE.

The company declared and paid Interim dividend at Re. 0.5/- per share during the financial year.

In the event of liquidation of the Company, the holder of equity shares will be entitled to receive remaining assets of the Company, after distribution of all preferential amounts. The distribution will be in proportion to the number of equity shares held by the shareholders.

DETAILS OF CONVERTIBLE SECURITIES:

The company has not issued any securities convertible into equity or preference shares.

DETAILS OF SHARES RESERVED FOR EMPLOYEES STOCK OPTIONS :

The company has not reserved any shares for employees stock options

Holding More Than 5%

Particulars	31/03/2021		31/03/2020	
	Number of Share	% Held	Number of Share	% Held
BIJALBEN DHARMESHBHAI DESAI	3,252,811	30.46	3,252,811	30.46
DHARMESH VINODKUMAR DESAI	2,864,788	26.83	2,831,188	26.51

SHARE HOLDERS HOLDING MORE THAN 5 % EQUITY SHARES IN THE COMPANY

As per records of the Company, including its register of shareholders / members and other declarations received from shareholders regarding beneficial interest, the above shareholding represents both legal and beneficial ownerships of shares.

The company has no holding company.

Reconciliation

Particulars	31/03/2021		31/03/2020	
	Number of Share	Amount	Number of Share	Amount
Number of shares at the beginning	10,678,796	1,067.88	3,927,500	392.75
Add : Issue				
FPO ISSUE ON 24.07.2019	0	0.00	522,000	52.20
BONUS SHARES ON 24.02.2020	0	0.00	6,229,296	622.93
	0	0.00	6,751,296	675.13
Less : Bought Back	0	0.00	0	0.00
Others	0	0.00	0	0.00
Number of shares at the end	10,678,796	1,067.88	10,678,796	1,067.88

4 Reserve and Surplus

Particulars	31/03/2021	31/03/2020
Foreign Currency Translation - Opening	-3.86	-2.57
Addition	(1.73)	(1.29)
Deduction	0.00	0.00
	(5.59)	(3.86)
Securities Premium Opening	734.05	303.30
Additions	0.00	1,122.30
Adjusted Bonus Shares	(0.00)	(622.93)
Adjusted Writing off Discount Expenses on Issue of Shares / Debentures	(0.00)	(68.62)
	734.05	734.05
Profit and Loss Opening	538.13	700.57
Amount Transferred From Statement of P&L	222.31	52.13
Appropriation and Allocation		
Interim Dividend	53.39	44.50
Final Dividend	0.00	133.49
Equity Dividend Distribution Tax	0.00	36.59
	(53.39)	(214.57)
	707.04	538.13
	1,435.51	1,268.33

5 Deferred Taxes

Particulars	31/03/2021	31/03/2020
Deferred Tax Assets		
Employee Benefits	4.40	4.94
Expenditure Disallowances	0.99	1.98
	5.38	6.91
Deferred Tax Liabilities		
Depreciation	39.36	27.19
	39.36	27.19

CALCULATION OF DEFERRED TAX

	In ₹ Lakhs	In ₹ Lakhs
Deferred Liabilities		
FOREIGN EXCHANGE ON PURCHASE OF ASSETS	3.90	
PRELIMINARY EXPENSE ALLOWABLE IN 2 YEARS	3.93	
BONUS PAID	8.77	
EXCESS PROVISION OF BONUS RETURN BACK	0.84	
GRATUITY EXPENSES PAID	10.00	
DEPRECIATION	44.45	
Total (A)	71.89	
Deferred Assets		
GRATUITY PAYABLE	5.68	
BONUS PAYABLE	8.79	
LEAVE ENCASHMENT PAYABLE	2.99	
Total (B)	17.46	
Total Deferred Liabilities (A-B)	54.43	
Tax on Deferred Liabilities @ 25.17% On ₹ 54.43		13.70
Net Deferred Tax (Liabilities) Charged to P & L A/c		13.70
Defer Tax Liabilities/Assets Transferred to Balance Sheet		
Opening Balance of Deferred Tax (Liabilities)		20.28
Deferred Tax (Liabilities) Charged to P & L A/c		13.70
Deferred Tax (Liabilities) Transferred to Balance Sheet		33.98

6 Long Term Provisions

	In ₹ Lakhs	
Particulars	31/03/2021	31/03/2020
Employee Benefits		
Gratuity		
GRATUITY EXPENSES PAYABLE	5.68	10.00
LEAVE ENCASHMENT PAYABLE	1.89	0.00
	7.57	10.00

PROVISIONS FOR GRATUITY & LEAVE ENCASHMENT :

Total provision for gratuity and leave encashment has been made as per the independent actuarial valuation report to the extent of ₹ 8.67 Lakhs (10.00 Lakhs). As per the actuarial valuation report, the provision of gratuity and leave encashment that may be incurred in the next 12 months period from the date of the financial statements i.e. ₹ 1.10 Lakhs (NIL) is classified as short term provisions and the remaining amount is considered as long term provisions.

7 Short Term Borrowings

	31/03/2021	31/03/2020
Particulars		
Other loans and advances		
Unsecured		
SA CHARRON & COMPANY	0.74	0.00
	0.74	0.00

8 Trade Payables

		In ₹ Lakhs
Particulars	31/03/2021	31/03/2020
Creditors Due Small Micro Enterprises		
SUNDRY CREDITORS (GOODS)	60.70	74.10
SUNDRY CREDITORS (LABOUR)	0.00	6.21
Creditors Due others		
SUNDRY CREDITORS - CAPITAL GOODS	3.38	0.00
SUNDRY CREDITORS - EXPENSES	27.09	31.75
SUNDRY CREDITORS - GOODS	333.00	249.23
SUNDRY CREDITORS - LABOUR	31.56	24.62
	455.74	385.91

SUNDRY CREDITORS COVERED UNDER MSMED ACT, 2006 :

Sundry creditors covered under MSMED Act, 2006 are those creditors who are outstanding at the balance sheet date. Out of which creditors due for more than 45 days as on the balance sheet date. The company has provided interest on the same as per the provisions of MSMED Act, 2006.

Amount due to Micro, Small and Medium Enterprises as on 31st March, 2021 (31st March, 2020) are disclosed on the basis of information available with the Company regarding status of the suppliers is as follows :-

Particulars	31/03/2021	31/03/2020
Principal amount due to suppliers registered under the MSMED Act and remaining unpaid as at year end	60.70	80.31
Interest due to suppliers registered under the MSMED Act and remaining unpaid as at year end	0.04	0.82
Interest paid/reversed during the year	0.82	-
Principal amounts paid to suppliers registered under the MSMED Act, beyond the appointed day during the year	97.34	0.22
Interest due and payable towards suppliers registered under MSMED Act, for payments already made	-	-
Interest accrued and remaining unpaid	0.04	0.82
Amount of further interest remaining due and payable in succeeding years	-	-

9 Other Current Liabilities

		In ₹ Lakhs
Particulars	31/03/2021	31/03/2020
Other payables		
Employee Related		
Accrued Salary Payable		
DIRECTOR REMUNARATION PAYABLE	2.80	3.49
BONUS PAYABLE	8.79	9.61
WAGES AND SALARY PAYABLE	22.71	11.03
Tax Payable		
TDS		
TCS PAYABLE	0.28	0.00
TDS PAYABLE	3.58	3.25

Sales Tax		
CGST PAYABLE	0.12	0.13
SGST PAYABLE	0.12	0.13
Other		
PROFESSIONAL TAX PAYABLE	2.44	0.20
Other Accrued Expenses		
AUDIT FEES PAYABLE	3.02	2.16
COMMISSION PAYABLE	3.09	0.00
ESIC PAYABLE	0.46	0.48
GARDENING EXPENSES PAYABLE	0.00	0.12
INTEREST PAYABLE ON SUNDRY CREDITORS (MSMED)	0.04	0.82
MARKETING EXPENSES PAYABLE	0.00	0.81
PROFESSIONAL FEES PAYABLE	0.16	0.73
PROVIDENT FUND PAYABLE	2.42	2.67
TELEPHONE EXPENSES PAYABLE	0.00	0.04
WATER CHARGES PAYABLE	0.03	0.01
Other Current Liabilities		
ADVANCE FROM DEBTORS	249.80	146.35
AMOUNT PAYABLE	0.07	0.08
KOTAK MAHINDHRA BANK CREDIT CARD	0.49	0.54
	300.43	182.64

10 Short Term Provisions

		In ₹ Lakhs
Particulars	31/03/2021	31/03/2020
Employee Benefits		
Gratuity		
LEAVE ENCASHMENT PAYABLE	1.10	0.00
Tax Provision		
Current Tax		
PROVISION FOR TAX	64.70	24.02
	65.80	24.02

11 Tangible assets

In ₹ Lakhs

Particulars		Gross			Depreciation				Impairment			Net			
	Opening	Addition	Deducti on	Closing	Opening	During Period	Deduct ion	Other Adj.	Closing	Openi ng	During Period	Reversal	Closin g	Closing	Opening
Land															
Free Hold Land															
LAND	422.22			422.22										422.22	422.22
Total	422.22			422.22										422.22	422.22
Building															
Factory Building															
FACTORY BUILDING	147.52	165.47		312.99	64.71	4.47			69.19					243.80	82.81
Total	147.52	165.47		312.99	64.71	4.47			69.19					243.80	82.81
Plant and Machinery															
PLANT & MACHINARY	376.47	225.59		602.06	75.54	26.19			101.72					500.34	300.93
Total	376.47	225.59		602.06	75.54	26.19			101.72					500.34	300.93
Equipments															
Office Equipments															
OFFICE EQUIPMENT	4.72	1.23		5.95	1.50	0.32			1.82					4.13	3.22
Total	4.72	1.23		5.95	1.50	0.32			1.82					4.13	3.22
Factory Equipments															
FACTORY EQUIPMENT	11.12	4.77		15.90	4.73	0.92			5.65					10.25	6.40
Total	11.12	4.77		15.90	4.73	0.92			5.65					10.25	6.40
Computer Equipments															
COMPUTER & PRINTER	47.80	0.38		48.18	18.75	5.55			24.30					23.88	29.05
Total	47.80	0.38		48.18	18.75	5.55			24.30					23.88	29.05
Furniture and Fixtures															
FURNITURE & FIXTURES	41.54	3.37		44.91	17.52	3.14			20.66					24.25	24.02
FURNITURE AND FIXTURE	3.51			3.51	0.60	0.50		0.07	1.17					2.34	2.91
Total	45.05	3.37		48.42	18.12	3.64		0.07	21.83					26.59	26.93
Vehicles															
Motor Vehicles															
VEHICLES	102.28			102.28	69.87	5.07			74.94					27.34	32.41
Total	102.28			102.28	69.87	5.07			74.94					27.34	32.41
Other Fixed Assets															
ASSETS WITH REASEARCH AND DEVELOPMENT	32.37	9.12		41.49	5.88	2.48			8.36					33.13	26.49
Total	32.37	9.12		41.49	5.88	2.48			8.36					33.13	26.49
Grand Total	1,189.55	409.93	0.00	1,599.49	259.10	48.64	0.00	0.07	307.80	0.00	0.00	0.00	0.00	1,291.69	930.46
Previous	689.00	542.80	42.25	1,189.55	224.18	40.41	5.26	-0.24	259.10	0.00	0.00	0.00	0.00	930.46	464.82

12 Intangible assets

In ₹ Lakhs

Particulars	Gross		Amortisation				Impairment			Net	
	Opening	Addition	Deduction	Closing	Opening	During Period	Deduction	Other Adj.	Closing	Opening	Closing
Computer Software											
SOFTWARE	32.94	5.53		38.47	13.10	4.84			17.93		20.54
SOFTWARES	0.14			0.14	0.13	0.01		0.00	0.14		0.01
Total	33.08	5.53		38.61	13.22	4.85		0.00	18.07		19.86
Brands/Trademarks											
Trademarks											
TRADE MARK	0.13			0.13	0.00	0.01			0.02		0.13
Total	0.13			0.13	0.00	0.01			0.02		0.13
Grand Total	33.22	5.53	0.00	38.74	13.23	4.86	0.00	0.00	18.09	0.00	19.99
Previous	17.59	15.63	0.00	33.22	11.04	2.18	0.00	0.00	13.23	0.00	6.54

PROPERTY, PLANT AND EQUIPMENTS :

- a) Buildings include the building used for in-house Research and Development work which forms 20% of Total Building Area as certified by the management. Further, other assets used for R&D purpose are shown separately under Other Fixed Assets.
- b) There is no intent to sale any of the assets held by the company and hence there is no fixed assets held for disposal.
- c) All the assets purchased during the year were put to use before 31st March 2021. The assets which are not put to use during the year are separately shown under capital work-in-progress at the year end.
- d) There is no lease hold fixed asset held by the company during the year under reporting and in the preceding year.
- e) The company has purchased capital assets for research and development ₹ 9.12 Lakhs (₹ 16.85 Lakhs).

13 Capital work-in-progress

		In ₹ Lakhs
Particulars	31/03/2021	31/03/2020
Tangible Assets Work in Progress		
CAPITAL WORK IN PROGRESS (TANGIBLE)	55.56	16.46
Intangible Assets Work in Progress		
CAPITAL WORK IN PROGRESS (INTANGIBLE)	1.53	0.36
	57.09	16.82

14 Long-term loans and advances

		In ₹ Lakhs
Particulars	31/03/2021	31/03/2020
Capital Advances		
Unsecured, considered good		
ADVANCE TO SUPPLIER FOR CAPITAL ASSETS	100.31	516.25
Security Deposits		
Unsecured, considered good		
BSE DEPOSIT	3.89	15.63
DEPOSIT WITH JOSH PETROLEUM	0.10	0.10
ELECTRICITY DEPOSIT (DGVCL)	2.78	2.78
OFFICE RENT DEPOSITE	0.74	0.75
RENT DEPOSITE (BIJAL DESAI)	5.00	5.00
TELEPHONE DEPOSIT	0.03	0.03
UTILITY DEPOSIT	0.33	0.34
	113.18	540.89

15 Current investments

		In ₹ Lakhs
Particulars	31/03/2021	31/03/2020
Investments in Mutual Funds		
NonTrade Quoted		
28 (31/03/2020 : 196) INF200K01MA1 of ₹ 3,180.64 Each Fully Paidup in SBI LIQUID FUND REGULAR GROWTH	0.88	5.94
135 (31/03/2020 : 0) INF200K01MO2 of ₹ 2,736.37 Each Fully Paidup in SBI MAGNUM LOW DURATION FUND REGULAR GROWTH	3.68	0.00
	4.56	5.94

QUOTED INVESTMENTS:

- The investments are valued at cost or realisable value whichever is less.
- Aggregate amount of quoted investments
Book Value ₹ 4.56 Lakhs (₹ 5.94 Lakhs)
Market Value ₹ 4.59 Lakhs (₹ 6.08 Lakhs)
- Aggregate amount of unquoted investments is NIL (NIL)
Aggregate provision for diminution in the value of investments is NIL (NIL) since there is no permanent fall in the value of the quoted investments.

16 Inventories

		In ₹ Lakhs
Particulars	31/03/2021	31/03/2020
Raw Material		
CLOSING STOCK OF YARN	36.33	51.84
RAW MATERIAL	493.04	352.07
Work in Progress		
WORK-IN-PROGRESS	147.35	0.00
Finished Goods		
CLOSING STOCK - R&D GOODS	11.25	16.56
FINISHED GOODS	67.50	172.51
SEMI FINISHED GOODS	10.75	139.58
Stock in Trade		
CLOSING STOCK AT USA	45.06	104.28
Goods in Transit		
STOCK IN TRANSIT	0.00	1.23
STOCK IN TRANSIT AT USA	38.90	0.00
	850.19	838.07

INVENTORIES:

Inventories are valued at cost or net realisable value whichever is lower by following Weighted Average Method in respect of inventories of machine division whereas for yarn division the inventories are valued at cost or net realisable value whichever is lower by following FIFO method. Inventories of wholly owned subsidiary at USA are valued at cost or net realisable value whichever is less by following FIFO method.

17 Trade receivables

		In ₹ Lakhs
Particulars	31/03/2021	31/03/2020
Trade Receivable		
Unsecured considered good		
Within Six Months		
SUNDRY DEBTORS (LESS THAN SIX MONTHS)	341.34	87.69
SUNDRY DEBTORS AT USA	61.48	47.01
Exceeding Six Months		
SUNDRY DEBTORS (MORE THAN SIX MONTHS)	31.45	49.06
	434.26	183.76

TRADE RECEIVABLES:

Sundry debtors are trade receivables which are due in respect of goods sold in the normal course of the business. The debtors outstanding for more than 6 months are those debtors which are outstanding for more than 6 months from the date of Invoice but all of them are good as reviewed by the management and hence no provisions for doubtful debts has been made.

18 Cash and cash equivalents

		In ₹ Lakhs
Particulars	31/03/2021	31/03/2020
Cash in Hand	6.39	14.10
Balances With Banks		
Balance With Scheduled Banks		
Current Account		
AXIS BANK	4.32	0.62
IDBI BANK (CURRENT A/C. 27585)	12.79	0.78
KOTAK MAHINDRA BANK (CURRENT A/C. 06965)	32.47	10.96
KOTAK MAHINDRA BANK (CURRENT A/C. 40203)	117.19	5.70
KOTAK MAHINDRA BANK (IPO A/C.)	31.85	2.03
Deposit Account		
KOTAK MAHINDRA BANK TERM DEPOSITE	122.60	47.57
Other Account		
KOTAK MAHINDRA BANK (EEFC A/C.)	17.62	23.57
Balance With Oher Banks		
Other Account		
PINNACLE 0615	0.02	4.91
	345.25	110.23

19 Short-term loans and advances

		In ₹ Lakhs
Particulars	31/03/2021	31/03/2020
Security Deposits		
Unsecured, considered good		
INDIA ITME SOCIETY	0.25	0.00
Loans and advances to others		
Unsecured, considered good		
ADVANCE TO SUPPLIERS	144.74	188.94
STAFF ADVANCES	5.92	3.66
ADVANCE TAX	25.00	45.00
CGST RECEIVABLE	0.00	8.43
IGST REFUNDABLE (EXPORT)	10.07	0.00
INCOME TAX REFUND	31.33	15.19
SGST RECEIVABLE	8.93	25.32
TCS RECEIVABLE	0.18	0.00
TDS RECEIVABLE	0.26	1.73
PREPAID EXPENSES	17.48	18.82
	244.17	307.09

Short Term Loans and Advances :

In the opinion of the Board of Directors and to the best of their knowledge and belief the aggregate value of the current assets, loans and advances on realization in the ordinary course of business, will not be less than the amount at which they are stated in the Balance Sheet.

20 Other current assets

		In ₹ Lakhs
Particulars	31/03/2021	31/03/2020
DUTY DRAWBACK INCOME RECEIVABLE	3.57	1.37
EXCESS ESIC PAID	0.48	0.00
INTEREST RECEIVABLE ON FD	1.30	0.18
VAT CREDIT RECEIVABLE	0.00	3.01
VAT/CST PAID UNDER PROTEST	1.25	1.25
	6.60	5.81

21 Revenue from operations

		In ₹ Lakhs
Particulars	31/03/2021	31/03/2020
Sale of Products		
Manufactures Goods		
EXPORT SALES	732.39	474.68
LOCAL SALES	1,460.59	1,525.85
Other Goods		
SALE OF MEIS LICENSE	8.75	8.03
Sale of Services		
LABOUR INCOME	13.79	8.45
Other Operating Revenues		
FREIGHT INCOME	7.81	9.52
PACKING AND FORWARDING CHARGES	0.06	0.00
	2,223.40	2,026.54

Revenue from Operations :

Export and Local Sales include the sale of Machine division and Yarn Division

NOTE: COMPUTATION OF SALES:

Machine Division - INDIA

		In ₹ Lakhs
Particulars	For the year ended 31.03.2021	For the year ended 31.03.2020
	₹	₹
Sale of Products :		
<u>Manufacturing:</u>		
Export Sales	732.39	474.68
	732.39	474.68
Local Sales	1,156.94	812.49
Less : Credit / Debit Note on Sales	15.18	31.85
	1,141.76	780.64
Total	1,874.15	1,255.32
Sale of Services :		
Local Services	2.97	1.13
Total	2.97	1.13
Sale of License :		
MEIS License	8.75	8.03
Total	8.75	8.03

Yarn Division - INDIA

In ₹ Lakhs

Particulars	For the year ended 31.03.2021	For the year ended 31.03.2020
	₹	₹
Sale of Products :		
<u>Manufacturing:</u>		
Export Sales	0.00	0.00
	0.00	0.00
Local Sales	249.41	678.26
Less : Credit / Debit Note on Sales	10.31	3.87
	239.10	674.39
Total	239.10	674.39
Sale of Services :		
Local Services	0.04	0.00
Total	0.04	0.00

Machine Division - USA

In ₹ Lakhs

Particulars	For the year ended 31.03.2021	For the year ended 31.03.2020
	₹	₹
Sale of Products :		
<u>Manufacturing:</u>		
Local Sales	79.73	70.82
	79.73	70.82
Sale of Services :		
Local Services	10.78	7.32
	10.78	7.32
Total	90.51	78.14

22 Other income

In ₹ Lakhs

Particulars	31/03/2021	31/03/2020
Interest		
INTEREST ON FD	3.04	2.89
INTEREST INCOME	0.00	0.00
Profit(Loss) on Redemption / Sale of Investment & Fixed Assets (Net)		
PROFIT ON SALE OF FIXED ASSETS	0.00	4.32
GAIN ON REDEMPTION OF MUTUAL FUNDS	0.88	3.69
Miscellaneous		
COMPENSATION INCOME	0.00	14.22
DISCOUNT INCOME (NET)	22.79	33.69
DUTY DRAWBACK INCOME	11.68	8.67
FOREIGN EXCHANGE DIFFERENCE (NET)	2.87	16.36
INTEREST ON INCOME TAX REFUND	1.06	0.00
LATE PAYMENT CHARGES	0.00	0.17
NET EXCHANGE GAIN OR LOSS ON TANGIBLE ASSETS	3.90	0.00
EXCESS OF PROVISION WRITTEN BACK OF PROFESSIONAL TAX	0.00	1.32
EXCESS PROVISION WRITTEN BACK OF BONUS	0.84	0.00
PROVISION WRITTEN BACK OF INTEREST ON LATE PAYMENT	0.82	0.00
VAT REFUND	1.53	0.00
	49.41	85.33

OTHER INCOME :

Foreign Exchange difference is recorded on net basis i.e. after netting off the foreign exchange loss.

During the year, the Company has not applied for any Grants / subsidies related to the Revenue or specific Fixed Assets nor the Company has received any such Grants / subsidies during the year. During the year the company has earned and claimed duty draw back on export sales which is recognised as income in the statement of profit and loss on the basis of accrual of the same.

23 Cost of materials consumed

		In ₹ Lakhs
Particulars	31/03/2021	31/03/2020
Raw Material		
Opening	405.15	275.97
Purchase	1,252.63	1,326.32
Closing	529.37	405.15
	1,128.40	1,197.15
	1,128.40	1,197.15

Details of Raw Material

Particulars	31/03/2021	31/03/2020
MACHINE DIVISION	910.03	572.37
YARN DIVISION	218.36	624.77
	1,128.40	1,197.15

Machine Division :-

		In ₹ Lakhs
Purchase of Raw Material includes purchases as under:	As at 31.03.2021	As at 31.03.2020
Import of Raw Material	58.28	33.43
Local Purchase of Raw Material	998.74	699.12
	1,057.02	732.56
Less: Debit Note for Goods return	7.24	67.93
TOTAL	1,049.78	664.63

Yarn Division :-

Purchase of Raw Material includes purchases as under:	As at 31.03.2021	As at 31.03.2020
Import of Raw Material	0.00	0.00
Local Purchase of Raw Material	203.69	662.01
	203.69	662.01
Less: Debit Note for Goods return	0.84	0.32
TOTAL	202.85	661.69

24 Changes in inventories of finished goods, work-in-progress and Stock-in-Trade

		In ₹ Lakhs
Particulars	31/03/2021	31/03/2020
Opening		
STOCK IN TRADE	104.28	79.02
FINISHED GOODS	312.09	293.07
	416.37	372.09
Closing		
STOCK IN TRADE	45.06	104.28
FINISHED GOODS	78.25	312.09
	309.56	416.37
Increase/Decrease		
STOCK IN TRADE	59.21	(25.25)
FINISHED GOODS	233.84	(19.02)
	106.81	(44.28)

Details of Changes in Inventory

Particulars	31/03/2021	31/03/2020
Stock in Trade		
STOCK IN TRADE AT USA	59.21	(25.25)
Finished Goods		
MACHINE DIVISION SEMI-FINISHED GOODS	128.83	(25.61)
MACHINE DIVISION FINISHED GOODS	105.01	6.58
Work in Progress		
WORK-IN-PROGRESS	(147.35)	0.00
Other		
STOCK IN TRANSIT AT USA	(38.90)	0.00
	106.81	(44.28)

25 Employee benefits expense

		In ₹ Lakhs
Particulars	31/03/2021	31/03/2020
Salary, Wages & Bonus		
ARREARS OF SALARY	0.00	0.96
BONUS EXPENSES	13.65	14.69
SALARY	132.60	131.27
ARREARS OF WAGES	0.00	0.63
WORKER WAGES	82.60	89.28
Contribution to Gratuity		
GRATUITY EXPENSES	6.43	10.20
Contribution to Provident Fund		
PF CONTRIBUTION	13.77	15.57
Staff Welfare Expenses		
STAFF WELFARE EXPENSES	8.00	8.17
Leave Encashment Expenses		
LEAVE ENCASHMENT	3.69	2.55
Other Employee Related Expenses		
ESIC CONTRIBUTION	3.86	4.98
LWF CONTRIBUTION	0.03	0.02
	264.63	278.34

26 Finance costs

		In ₹ Lakhs
Particulars	31/03/2021	31/03/2020
Interest Expenses		
Interest Expenses		
BANK INTEREST	0.00	(0.07)
Bank Charges		
BANK CHARGES	2.13	2.26
Other Interest Charges		
INTEREST ON INCOME TAX	0.00	0.30
INTEREST ON LATE PAYMENT	0.04	0.82
INTEREST ON LATE PAYMENT OF TDS	0.05	0.08
	2.22	3.39

27 Depreciation and amortisation expense

		In ₹ Lakhs
Particulars	31/03/2021	31/03/2020
Depreciation & Amortisation		
DEPRECIATION TANGIBLE ASSETS	48.64	40.41
AMORTISATION INTANGIBLE ASSETS	4.86	2.18
	53.50	42.60

28 Other expenses

		In ₹ Lakhs
Particulars	31/03/2021	31/03/2020
Manufacturing Service Costs Expenses		
Power and Fuel		
DIESEL EXPENSES	1.98	2.36
ELECTRICITY EXPENSES (FACTORY)	14.97	14.66
Water Charges		
WATER CHARGES	1.85	1.69
Freight And Forwarding Charges		
LOADING UNLOADING CHARGES	3.14	2.14
FREIGHT INWARD EXPENSES	20.13	15.26
PACKING AND FORWARDING EXPENSES	12.90	11.53
Lease Rentals		
FACTORY LAND RENT EXPENSES	22.23	21.17
Other Manufacturing Costs		
CONSUMABLES AND SPARES	22.52	11.41
CUSTOM DUTY ON IMPORT	6.19	3.17
HANDLING CHARGES (IMPORT)	0.17	0.15
JOBWORK CHARGES	68.90	43.22
PRODUCTION EXPENSES	0.00	0.09
Administrative and General Expenses		
Telephone Postage		
TELEPHONE EXPENSES	0.68	1.25
POSTAGE & COURIER EXPENSES	8.31	10.50
Printing Stationery		
PRINTING & STATIONERY EXPENSES	1.90	3.33

Rent Rates And taxes

GIDC NOTIFIED AREA TAX	2.59	2.59
OFFICE RENT	10.70	10.21
VAT EXPENSES	0.12	0.07
INCOME TAX	0.40	0.02
PROPERTY TAX	0.04	0.04
GST EXPENSES	0.26	3.91
TAXES AND LICENSES	0.00	0.14

Auditors Remuneration

AUDIT FEES	2.00	2.00
------------	------	------

Directors Sitting Fees

DIRECTORS SITTING FEES	0.85	1.85
------------------------	------	------

Managerial Remuneration

DIRECTORS REMUNERATION	56.40	52.35
------------------------	-------	-------

Repairs Maintenance Expenses

AMC EXPENSES	2.16	1.47
REPAIR AND MAINTENANCE EXPENSES	5.79	7.52

Travelling Conveyance

CONVEYANCE & PETROL EXPENSES	1.25	1.73
TRAVELLING EXPENSES	6.26	29.18
COMPENSATORY ALLOWANCES	0.63	1.05

Legal and Professional Charges

INTERNAL AUDIT FEES	3.00	3.00
LEGAL AND PROFESSIONAL FEES	6.76	8.25
LISTING EXPENSES.	0.93	0.80
CS AUDIT FEES	0.60	0.40
ISO AUDIT FEE	0.20	0.55
MARKETING MAKING FEES	0.45	3.45
DEPOSITARY FEES	0.00	0.09
RATING FEES EXPENSE	0.00	1.38

Insurance Expenses

INSURANCE EXPENSES	21.93	20.94
--------------------	-------	-------

Vehicle Running Expenses

VEHICLE RUNNING & MAINTENANCE EXPENSES	3.28	3.36
--	------	------

Donations Subscriptions

CSR EXPENSES	0.20	5.00
DONATION EXPENSES	0.20	0.00

Safety and Security Expenses

SECURITY SERVICES EXPENSES	5.00	4.70
----------------------------	------	------

Information Technology Expenses

COMPUTER EXPENSES	0.44	0.56
INTERNET EXPENSES	0.40	0.63
SOFTWARE LICENSE RENEWAL EXPENSES	0.05	0.11

Subscriptions, Membership Fees

MEMBERSHIP & SUBSCRIPTION	1.20	1.12
---------------------------	------	------

Registration and Filing Fees

ROC EXPENSES	0.03	0.08
--------------	------	------

Other Administrative and General Expenses		
AGM EXPENSES	0.12	0.28
CE MARKING CERTIFICATE	0.79	2.03
CLEANING EXPENSES	0.68	1.63
DOCUMENTATION CHARGES	0.08	0.14
GARDENING EXPENSES	1.09	2.12
OFFICE EXPENSES	2.22	2.45
SUPPLIES	0.02	0.81
UTILITIES	5.43	4.23
CREDIT CARD CHARGES	0.22	0.19
LOCKER RENT	0.11	0.09
STAFF UNIFORM EXPENSES	1.61	0.57
STOCK EXCHANGE EXPENSES	0.40	0.82
PENALTY CHARGES	0.09	0.00
DEMAT CHARGES	0.00	0.01
WASTE REMOVAL	0.00	0.09
Selling Distribution Expenses		
Advertising Promotional Expenses		
SALES PROMOTION EXPENSES	2.46	3.90
ADVERTISEMENT EXPENSES	0.00	9.48
Commission Paid		
COMMISSION EXPENSES	13.31	8.34
Transportation Distribution Expenses		
CLEARING & FORWARDING CHARGES	8.86	13.72
FREIGHT OUTWARD EXPENSES	24.53	33.38
HANDLING CHARGES (EXPORT)	0.02	0.15
Other Selling Distribution Expenses		
EXHIBITION EXPENSES	1.62	108.41
FOREIGN BUSINESS EXPENSES	0.20	0.60
ERECTION AND COMMISSIONING CHARGES	0.11	0.00
Research and Development Expenses		
RESEARCH AND DEVELOPMENT EXPENSES	38.48	46.56
Other Expenses		
EXPENSES FOR INCREASE IN AUTHORISED CAPITAL	0.00	8.05
	422.41	558.55

COMPUTATION OF R&D EXPENSES

Particulars	In ₹ Lakhs	
	For the year ended 31.03.2021	For the year ended 31.03.2020
<u>Research and Development Expenses :</u>		
Opening Stock of R&D Goods	16.56	17.61
<u>Add :</u>		
Purchase of R&D Goods	4.12	14.42
Other R&D Expenses	0.00	0.18
Salary and Wages	26.93	29.46
Bonus	2.12	2.23
	49.73	63.90
Less : Closing Stock of R&D Goods	11.25	16.56
Scrape Sales	0.00	0.78
	38.48	46.56

29 Prior Period items

		In ₹ Lakhs
Particulars	31/03/2021	31/03/2020
Prior Period Expenses		
ADVERTISEMENT EXPENSES	(0.20)	(0.82)
CLEARING & FORWARDING CHARGES	(0.03)	(0.00)
EXHIBITION EXPENSES	(0.71)	(0.00)
MEMBERSHIP & SUBSCRIPTION	(0.00)	(0.08)
REPAIR AND MAINTENANCE EXPENSES	(0.00)	(0.40)
JOBWORK CHARGES	(1.28)	(0.00)
	(2.22)	(1.30)

30 Tax expense

		In ₹ Lakhs
Particulars	31/03/2021	31/03/2020
Current tax		
EXCESS OF PROVISION FOR INCOME TAX	(8.05)	0.00
PROVISION FOR INCOME TAX	64.67	17.60
Deferred tax		
PROVISION FOR DEFERRED TAX	13.70	5.09
	70.32	22.69

31 Earnings per equity share

		In ₹ Lakhs
Particulars	31/03/2021	31/03/2020
Earnings Per Equity Share		
Basic		
BASIC EPS BEFORE EXTRA ORDINARY ITEM	2.08	0.50
Diluted		
DILUTED EPS BEFORE EXTRA ORDINARY ITEM	2.08	0.50
Number of Shares used in computing EPS		
BASIC	107	105
DILUTED	107	105
Weighted Average Number of shares		
Number of Shares for basic EPS calculation		
NUMBER OF SHARES ISSUED DURING CURRENT YEAR	0.00	5.22
NUMBER OF BONUS SHARES ISSUED	0.00	62.29
NUMBER OF SHARES IN THE BEGINNING OF THE YEAR	106.79	39.28

32. Additional information pursuant to the provisions of Schedule III of The Companies Act, 2013 in respect of Consolidation :

A) List of Subsidiaries which are included in the consolidation and the Company's effective holdings therein are as under :

Name of the subsidiary	Country of Incorporation	Effective ownership in subsidiaries as at March 31,	
		2021	2020
Meera Industries USALLC	USA	100%	100%

B) Additional information, as required under Schedule III of the Act for the entities consolidated as subsidiaries.

In ₹ Lakhs

Name of the subsidiary	Net Assets (total assets – total liabilities)	Share in profit or loss		
	As % of consolidated Net assets	Amount	As % of Consolidated profit or loss	Amount
<u>Parent</u>				
Meera Industries Limited	99.23	2,484.23	98.95	219.98
<u>Indian Subsidiaries</u>	Nil	Nil	Nil	Nil
<u>Wholly owned Subsidiary outside India</u>				
Meera Industries USA LLC	3.36	83.92	1.05	2.33
<u>Minority Interest in all subsidiary</u>	Nil	Nil	Nil	Nil
<u>Eliminations</u>	(2.59)	(64.76)	Nil	Nil
<u>TOTAL</u>	100.00	2,503.39	100.00	222.31

C) In respect of the following components of consolidated financial statements, it is not practicable to align the accounting policies followed by the subsidiary company.

In ₹ Lakhs

Components of Consolidated Financial Statements	Particulars	Amount as at March 31, 2021 (March 31, 2020)	Proportion of the total component
Deferred tax	There is no timing difference as far as the subsidiary is concerned, since the subsidiary is WOS at USA and not supposed to file income tax return in India. Therefore, while calculating the deferred tax in the consolidated statements, the timing differences arising out of the items appearing in the Holding Company are considered.	NIL (NIL)	NIL (NIL)
Depreciation	The subsidiary has provided depreciation by taking different useful life of the assets as against the useful life considered by the holding company.	0.51 (0.43)	0.95% (1.01%)

33 Operating leases :

The group has taken office at USA and factory land in INDIA on lease rental agreement of 5 years with fixed rental on monthly basis for each of the years included in the lease period which is increasing every year. Each renewal is at the option of lessee. There are no restrictions placed upon the group by entering into these leases. The total rental expenses during the period was ₹ 32.93 Lakhs (31.38

Lakhs).

The group has not entered into any lease agreements with any person during the year whereby any operating lease incomes are generated. The group has not acquired any fixed assets under finance lease / operating lease agreements during the year.

34 Earning / (loss) per share :

Basic and Dilutive Earnings per Share ("EPS") computed in accordance with Accounting Standard (AS) 20 'Earnings per Share'.

Number of Shares and In ₹ Lakhs

Particulars		2020-2021	2019-2020
<u>Basic :</u>			
Profit after tax as per P & L Account before exceptional item	A	222.31	52.12
Weighted Number of Equity shares outstanding during the period	B	106.79	105.14
Basic EPS (Rupees)	A/B	2.08	0.50
Diluted EPS (Rupees)	A/B	2.08	0.50

35 Segmental Reporting (AS 17):

The group has disclosed business segment as the primary segment. Segments have been identified taking into account the nature of the product, the differing risks and returns, the organization structure and internal reporting system. The group has identified geographical segment as secondary reportable segments.

The group's operations predominantly relate to manufacturing and sale of textile machineries including servicing of machineries on labour basis and also manufacturing and processing of Yarn in

local market as well as exports.

Segment revenue, segment results, segment assets and segment liabilities include the respective amounts identifiable to each of the segments. Inter-segment transfers have been carried out at mutually agreed prices which are at arm's length price.

The accounting principles consistently used in the preparation of the financial statements are also consistently applied to record income and expenditure in individual segments. These are as set out in the note on significant accounting policies.

A. DISCLOUSER OF PRIMARY BUSINESS SEGMENTS

In ₹ Lakhs

PARTICULARS	CURRENT YEAR 31ST MARCH 2021	PREVIOUS YEAR 31ST MARCH 2020								
	MACHINE MFG.	MACHINE TRADING	YARN	ELIMIN ATIONS	TOTAL	MACHINE MFG.	MACHINE TRADING	YARN	ELIMINAT IONS	TOTAL
REVENUE										
External Sales	1,893.74	90.52	239.14	-	2,223.40	1,274.01	78.14	674.39	-	2,026.54
Inter-segment Sale	44.43	-	-	-44.43	-	67.23	-	-	-67.23	-
Total Revenue	1,938.17	90.52	239.14	-44.43	2,223.40	1,341.24	78.14	674.39	-67.23	2,026.54
RESULT										
Segment Result	283.33	-3.37	8.65	-	288.61	59.08	-3.74	17.71	-	73.05
Unallocated corporate Exp.					-					-
Operating Profit					288.61					73.05
Interest Expenses					-0.09					-1.13
Interest Income					4.10					2.89
Income Tax					-56.62					-17.60
Deferred Tax					-13.70					-5.09
Profit From Ordinary					222.31					52.13
Extraordinary Items					-					-
Net Profit					222.31					52.13
OTHER INFORMATION										
Segmental assets	2,670.03	148.86	368.26	-	3,187.15	2,533.35	160.21	155.82	-	2,849.38

Common assets					180.49					109.67
Enterprise assets					3,367.65					2,959.05
Segmental liabilities	602.77	10.14	141.17	-	754.07	492.93	15.31	70.70	-	578.94
Common liabilities					110.19					43.90
Enterprise liabilities					864.26					622.85
Capital expenditure during	388.22	-	27.24	-	415.46	557.75	0.55	-	-	558.30
Common capital					-					0.13
Total Capital expenditure					415.46					558.43
Depreciation during the	48.82	0.51	4.15	-	53.49	38.79	0.43	3.37	-	42.59
Depreciation on common					0.01					0.01
Total depreciation during					53.50					42.60

B. DISCLOUSER OF GEOGRAPHICAL BUSINESS SEGMENTS

In ₹ Lakhs

PARTICULARS	CURRENT YEAR 31ST MARCH 2021			PREVIOUS YEAR 31 ST MARCH 2020		
	INDIA	USA	TOTAL	INDIA	USA	TOTAL
REVENUE						
Segment revenue	2,132.88	90.52	2,223.40	1,948.40	78.14	2,026.54
Segment assets	3,218.78	148.86	3,367.65	2,798.84	160.21	2,959.05
Capital Expenditure incurred	415.46	-	415.46	557.88	0.55	558.43

Notes to Segmental Results :

There are certain fixed assets used in Group's business, liabilities contracted and certain common expenses incurred by the Group have not been identified to any of the reportable segments since the nature of these assets, liabilities and expenses are such that they can be used interchangeably between the segments. The group believes that it is currently not practical to provide segment disclosure, except as disclosed above, relating to total assets, liabilities and expenses having interchangeable use between segments, since a meaningful segregation of the available data is not feasible and hence kept in unallocated items.

36 Related Party Disclosures

a. Other related parties with whom transactions have taken place during the year :

i) Entities where Key Management Personnel (KMP) / relatives of key management personnel (RKMP) have significant influence :

- NIL

ii) Key Management Personnel :

- DHARMESH VINODBHAI DESAI - MANAGING DIRECTOR
- BIJAL DHARMESH DESAI - WHOLE TIME DIRECTOR
- VINOD SATYANARAYAN OJHA – CHIEF FINANCIAL OFFICER
- BHAVISHAKHAKHAKHAR – COMPANY SECRETARY

iii) Relatives of key management personnel :

- NIL

b. Transactions between the company and related parties and the status of outstanding balances as at March 31, 2021 (and March 31, 2020)

In ₹ Lakhs

Particulars	Subsidiaries	Entities where KMP / RKMP has significant influence	KMP	RKMP
<u>Managerial Remuneration Payable</u>				
Bijal Dharmesh Desai	NIL (NIL)	NIL (NIL)	1.13 (1.13)	NIL (NIL)
Dharmesh Vinodbhai Desai	NIL (NIL)	NIL (NIL)	1.47 (2.16)	NIL (NIL)
Vinod Satyanarayan Ojha	NIL (NIL)	NIL (NIL)	0.64 (0.43)	NIL (NIL)
Bhavisha Khakhkhar	NIL (NIL)	NIL (NIL)	0.47 (0.47)	NIL (NIL)
<u>Rent Payable</u>				
Bijal Dharmesh Desai	NIL (NIL)	NIL (NIL)	2.05 (1.91)	NIL (NIL)
<u>Rent Deposit</u>				
Bijal Dharmesh Desai	NIL (NIL)	NIL (NIL)	5.00 (5.00)	NIL (NIL)

c. Disclosure of significant transactions with related parties during the year :

Type of Transaction	Type of relationship	Name of the entity / person	For the Year ended on March 31, 2021	For the Year ended on March 31, 2020
Managerial Remuneration	KMP	Bijal Dharmesh Desai	23.40	21.60
	KMP	Dharmesh Vinodbhai Desai	33.00	30.75
	KMP	Vinod Satyanarayan Ojha	7.19	8.42
	KMP	Bhavisha Khakhkhar	5.58	6.07
Rentals Paid	KMP	Bijal Dharmesh Desai	22.23	21.17

Note: No loans have been granted by the group to any person for the purpose of investing in the shares of Meera Industries Limited.

37 Employee benefits

Defined contribution plans

The Company makes specified monthly contributions towards employee provident fund to Government administered provident fund scheme which is a defined contribution plan. The Company's contribution is recognized as an expense in the statement of profit and loss during the period in which the employee renders the related service.

The amount recognised as an expense towards contribution to

provident fund for the year aggregated to Rs. 13.77 Lakhs (Rs. 15.57 Lakhs).

The amount recognised as an expense towards contribution to ESI for the year aggregated to Rs. 3.86 Lakhs (Rs. 4.98 Lakhs).

Company adopted Accounting Standard 15 "Employee Benefits" ('AS 15') as specified in Rule 3 of the Companies (Accounting Standard) Rules, 2006:

42. Contingent Liabilities

In ₹ Lakhs

Particulars	March 31, 2021	March 31, 2020
Sales tax assessment for Sales tax A.Y. 2006-2007 pending before Gujarat Commercial Tax Tribunal, Ahmedabad	13.02	13.02

Notes:

1. The group has filed an appeal before the Appellate authorities in respect of the disputed matter under sales tax and the appeal is pending with the appellate authority. Considering the facts of the matters, no provision is considered necessary by the management because the management is hopeful that the matter would be decided in favour of the group in the light of the legal opinion obtained by the group.

43. Capital and other commitments :

There are no contracts remaining to be executed on Capital account and hence no provision has been made on this account. The group has no obligation on account of non-fulfilment of export commitments under various advance licenses during the reporting period and hence no provisions have been made

44. Additional information pursuant to the provisions of Schedule III of The Companies Act, 2013

a. Value of imports calculated on CIF basis

In ₹ Lakhs

Particulars	March 31, 2021	March 31, 2020
Raw Materials & Components	65.09	36.77
Stores and Spares	NIL	NIL
Capital Goods	172.84	NIL

b. Expenditure in Foreign Currency (Accrual Basis)

In ₹ Lakhs

Particulars	March 31, 2021	March 31, 2020
Expenses debited in the statement of Profit & Loss being in the nature of:	NIL	NIL
• Foreign Business Expenses	1.62	67.96
• Exhibition Expenses	4.91	1.74
• Foreign Commission Expenses		

c. Imported and Indigenous raw materials, components and spare parts consumed

In ₹ Lakhs

Particulars	March 31, 2021		March 31, 2020	
	Amount	%	Amount	%
Imported	0,058.28	005.16	0,033.43	002.79
Indigenous	1,070.12	094.84	1,163.71	097.21
TOTAL	1,128.40	100.00	1,197.14	100.00

d. Earning in Foreign Currency (accrual basis) :

In ₹ Lakhs

Particulars	March 31, 2021	March 31, 2020
FOB value of exports	752.20	526.94

e. The group has incurred revenue expenditure of Rs. 38.48 Lakhs (Rs. 46.56 Lakhs) and capital expenditure of Rs. 9.12 Lakhs (Rs. 16.85 Lakhs) for in house research and development during the year.

f. Directors' Remuneration :

In ₹ Lakhs

Particulars	March 31, 2021	March 31, 2020
Directors' Remuneration	56.40	52.35

f. Auditor's remuneration :

In ₹ Lakhs

Particulars	March 31, 2021	March 31, 2020
As Statutory Auditor	1.50	1.50
As Tax Auditor	0.50	0.50
For FPO consultancy.	NIL	1.00
TOTAL	2.00	3.00

45. Accounting policies not specifically referred to otherwise are consistent and in consonance with the generally accepted accounting policies. (GAAP).

46. The previous year's figures have been regrouped or reclassified wherever necessary to confirm with the current year's presentation

In terms of our attached report of even date

For K A SANGHAVI AND CO LLP

CHARTERED ACCOUNTANTS

FRN : 120846W/W100289

UDIN : 21101413AAAAFQ2883

AMISH ASHVINBHAI SANGHAVI

(DESIGNATED PARTNER)

M. NO. : 101413

Place:SURAT

Date:29/06/2021

For and on behalf of the Board of Directors of

MEERA INDUSTRIES LIMITED

DHARMESH VINODBHAI DESAI

(MANAGING DIRECTOR)

(DIN : 00292502)

BIJAL DHARMESHBHAI DESAI

(WHOLE TIME DIRECTOR)

(DIN : 00292319)

BHAVISHA KHAKHKHAR

(COMPANY SECRETARY)

VINOD SATYANARAYAN OJHA

(CHIEF FINANCIAL OFFICER)

Defined benefit plan – Gratuity :

a. Description of the Gratuity Plan :

The company provides for gratuity a defined benefit retirement plan covering eligible employees. Gratuity plan provides for a lumpsum payment to employees on retirement, death, incapacitation, termination of employment, of amount that are based on salaries and tenure of the employees. 'Gratuity liability is funded with Life Insurance Corporation of India (LIC)'.

b. Net Liability/ (Asset) recognised in the Balance Sheet

In ₹ Lakhs

	March 31, 2021	March 31, 2020
Present Value of DBO	49.38	44.72
Fair Value of Plan Assets	43.70	34.72
Net Liability/ (Asset)	5.68	10.00
Less: Unrecognised Past service cost	-	-
Liability/(Asset) recognised in the Balance Sheet	5.68	10.00
Of which, Short term Provision	NIL	NIL

c. Expenses recognised in the Profit and Loss Account

In ₹ Lakhs

	March 31, 2021	March 31, 2020
Current Service Cost	7.60	7.31
Interest Cost	2.86	2.43
Expected Return on Plan Assets	(2.25)	(2.18)
Actuarial Loss/ (Gain)	(2.12)	2.44
Employer Expenses	6.09	10.00

d. Reconciliation of Defined Benefit Obligation (DBO)

In ₹ Lakhs

	March 31, 2021	March 31, 2020
Present Value of DBO at start of year	44.72	33.70
Current Service Cost	7.60	7.31
Interest Cost	2.86	2.43
Benefits Paid	(3.35)	(0.70)
Actuarial Loss/ (Gain)	(2.45)	1.98
Present Value of DBO at end of year	49.38	44.72

e. Reconciliation of Fair Value of Plan Assets

In ₹ Lakhs

	March 31, 2021	March 31, 2020
Fair Value of Plan Assets at start of year	34.72	26.80
Contributions by Employer	10.41	6.90
Benefits Paid	(3.35)	(0.70)
Expected Return on Plan Assets	2.25	2.18
Actuarial (Loss)/ Gain	(0.33)	(0.46)
Fair Value of Plan Assets at end of year	43.70	34.72
Actual Return on Plan Assets	1.92	1.72
Estimated Employer Contributions for the next year	10.00	14.00

f. Percentage Break-down of Total Plan Assets

	March 31, 2021	March 31, 2020
Insurer Managed Funds (traditional)	100%	100%
Government of India Securities	0%	0%
Corporate Bonds	0%	0%
Special Deposit Scheme	0%	0%
Insurer Managed Funds	0%	0%
Others	0%	0%
Total	100%	100%

38. Cash Flow Statement :

Cash flows are reported using the indirect method, whereby net profits before tax is adjusted for the effects of transactions of a non-cash nature and any deferrals or accruals of past or future cash receipts or payments. The cash flows from regular revenue generating, investing and financing activities of the group are segregated.

39. Based on the information available with the group, the group has dues to Micro & Small Enterprises under the Micro, Small and medium Enterprises Development Act, 2006. However, on the outstanding amount related to the Micro and small enterprises outstanding for more than 45 days as on the date of balance sheet, interest has been provided as prescribed under MSMED Act, 2006.

40. Disclosure required U/S. 186(4) of The Companies Act, 2013 :

The group has not given any loans and guarantees to any related parties nor provided any guarantees for obtaining loans by the related parties. No related parties have given any securities for loans obtained by the group.

41. Provision for trade guarantees / warranties :

The group is engaged in the business of manufacturing of textile machinery and not provided or entered into any service contracts which creates the liability of warranties etc. and therefore, no such liabilities are provided

[PART IV]
BALANCE-SHEET ABSTRACT AND
COMPANY'S GENERAL BUSINESS PROFILE

(or in the case the first return at any time since the incorporation of the company)

II. Registration Details

Registration No.	L29298GJ200 6PLC048627	State Code	04
Balance Sheet date	31/03/2021		

II. Capital raised during the year (amount Rs. thousands)

Public Issue	Nil	Rights Issue	Nil
Bonus Issue	Nil	Private Placement	Nil

III. Position of mobilisation and deployment of funds (amount in Rs. Thousands)

Total liabilities	3,36,764.76	Total assets	3,36,764.76
Equity and Liabilities			
Paid-up-capital	1,06,787.96	Reserves and surplus	1,43,550.91
Money against share warrant	Nil	Share application money pending allotment	Nil
Non - Current Liabilities	757.00	Current Liabilities	82,271.00
Defer Tax Liability	3,397.90		
Assets			
Net fixed assets	1,36,943.56	Investments	456.42
Net current assets	1,63,630.21	Loans and advances	35,734.57
Other non current assets	Nil		

IV. Performance of company (amount in Rs. Thousands)

Turnover	2,21,552.48	Other Income	5,728.74
Total expenditure	1,97,796.11	Profit/loss before tax	29,262.87
Profit/loss after tax	22,230.68	Earning per share in Rs.	2.08
Dividend rate %	Nil		

V. Generic names of three principal products/services of company (as per monetary terms)

Item Code No. (ITC Code)
Product description

Item Code No. (ITC Code)
Product description

Item Code No. (ITC Code)
Product description

INTENTIONALLY BLANK

BOARD OF DIRECTOR'S REPORT

TO,
THE MEMBERS,
MEERA INDUSTRIES LIMITED

The Board of directors are pleased to present the 15TH Annual Report together with the Audited Financial Statements for the year ended 31st March, 2021.

FINANCIAL HIGHLIGHTS:

Performance of your company for F.Y. 2020-21 is summarized as under:

Amount in Lakh

	Standalone Results		Consolidate Results	
	2020-21	2019-20	2020-21	2019-20
Income from Operations	2177.31	2015.63	2223.40	2026.54
Other income	49.64	85.33	49.41	85.33
Total Income	2226.95	2100.96	2272.81	2111.86
Less: Total Expenditure before Int., Depreciation & Tax	1873.78	1975.61	1922.24	1989.76
Profit/(Loss) before Int., Depreciation & Tax	353.17	125.35	350.57	122.10
Less : Interest	1.96	3.32	2.22	3.39
Profit/(Loss) before Depreciation & Tax	351.21	122.03	348.35	118.71
Less : Depreciation	52.99	42.17	53.50	42.60
Profit/(Loss) before Exceptional and extraordinary items and Tax	298.22	79.86	294.85	76.12
Less : exceptional items	0	0.00	0	0.00
Profit/(Loss) before Tax	298.22	79.86	294.85	76.12
Less : Current Tax	62.32	17.60	56.62	17.60
: Deferred Tax	13.70	5.09	13.70	5.09
: Prior period items	(2.22)	(1.30)	(2.22)	(1.30)
Profit/(Loss) after Tax	219.98	55.87	222.31	52.13
Add: Surplus/Deficit B/F. from Pre. Year	515.71	674.41	538.13	700.57
Less: Amount Transferred From Sundries (Others)	0	0.00	0	0.00
Less: Interim Dividend	53.39	44.50	53.39	44.50
Less: Provision for Final Dividend	0	133.49	0	133.49
Less: Dividend Distri. Tax	0	36.59	0	36.59
Balance Carried to B/s.	682.30	515.71	707.04	538.13

STATE OF COMPANY'S PERFORMANCE (STANDALONE):

During the year under review, the Company has earned high profit compared to the previous year. The situation of heavy pressure on margin continued in the year:

- 01 The revenue of the company increased to Rs. 2226.95 Lakhs as compared to Rs. 2100.96 Lakhs in the previous year.
02. The net profit after Tax also increased to Rs. 219.98 Lakhs as compared to Rs. 55.87 Lakhs in the previous year.

STATE OF COMPANY'S PERFORMANCE (CONSOLIDATED):

01. The revenue of the company increased to Rs. 2272.81 Lakhs as compared to Rs. 2111.86 Lakhs in the previous year.
02. The net profit after Tax also increased to Rs. 222.31 as compared to Rs. 52.13 in the previous year.

CHANGE IN NATURE OF BUSINESS, IF ANY AND FUTURE OUTLOOK:

There has been no significant change in the business carried on by the company and it continued to be plant and machinery for textiles and yarn trade. At present your company has no plan to enter into any other business. Further, the Company continues with its efforts to maintain growth even during the economic downturn and face new challenges.

The COVID-19 pandemic is a worldwide crisis and has meant that the economies will have to operate alongside the disease, now as the attention has started shifting from lockdown to safe reopening. The Company expects the market for textile machine manufacturing & twisting machines will contribute to the World textile Machine Industry's growth. Accordingly Company is taking effective steps to improve operational efficiency. India's stable macroeconomic environment and strong growth outlook stand out relative to other emerging markets. As the Indian growth story pans out, along with it is the growth of its robust textile machine industries. With India's ever growing requirements of yarn & machines, planned by the Government through various Initiatives, demand remained stable with the previous year trend, there exists substantial opportunity for future growth as the Company's products are geared up for the requirements. However, trade tensions & COVID-19 Pandemic among major economies impacted global growth prospects and has larger concerns on slowing down of world trade. The uncertainties associated with the pandemic COVID-19 may have

adverse impact on the demand and supply chain in the short-term in Textile machine segments, and the Company is working to minimize the impact of such aberrations to sustain the operations and identify new opportunities to grow. Accordingly, the company is executing the strategies to mitigate the impact of slowdown of trade

DIVIDEND:

The Board of Directors has recommended a Final dividend of Rs. 0.70/- per equity share of i.e. 7% of Rs. 10/- (Rupees Ten) each fully paid-up of the Company. Dividend is subject to approval of members at the ensuing Annual General Meeting ("AGM") and shall be subject to deduction of income tax at source.

The dividend recommended is in accordance with the Company's Dividend Distribution Policy. The Dividend Distribution Policy of the Company is available on the Company's website and can be accessed at <https://www.meeraind.com/investors.html>

ANNUAL RETURN

The Annual Return of the Company as required under the Act as on 31st March, 2021 is available on the Company's website and can be accessed at www.meeraind.com

USE OF PROCEEDS IPO/FPO:

The proceeds from the Issue of the Company vide prospectus dated 21st April, 2017 was of Rs. 388.80 Lakhs out of which Company had utilized full amount for the purpose of objects as stated in prospectus. There is no deviation of funds raised by IPO.

Further, the proceeds from the Issue of the Company vide prospectus dated 04 June, 2019 was of Rs. 1,174.50 Lakhs and there has been no deviation or variation in the utilization of issue proceeds for the said half year ended March 31, 2021 and the funds raised from the above mentioned issue has been utilized for the purposes for which the funds were raised for the said half year ended March 31, 2021.

MEETINGS OF THE BOARD OF DIRECTORS:

During the year under the review, 4 (Four) Board Meetings were held, with gap not exceeding the period prescribed under Companies Act, 2013 and Rules made thereunder. Details of Board Meetings held during the year are given in the table below. Board meeting dates are finalized in consultation with all Directors and agenda papers backed up by comprehensive notes and detailed background information are circulated well in advance before the date of the meeting thereby enabling the Board to take informed decisions. The intervening gap between the Board Meetings was within the period prescribed under the Companies Act, 2013.

Sr. No.	Date of Meeting	Board Strength	No. of Directors Present
1	10/07/2020	5	5
2	06/11/2020	5	5
3	05/12/2020	5	3
4	06/03/2021	5	4

DIRECTORS RESPONSIBILITY STATEMENT:

Pursuant to provisions contained in section 134(5) of the companies Act, 2013 your directors after due inquiry confirm that:

- in the preparation of the annual accounts for the financial year ended 31st March, 2021 the applicable accounting standards have been followed and no material departures have been made from the accounting standards;
- the directors have selected such accounting policies and applied them consistently and made judgments and estimates that are reasonable and prudent so as to give a true and fair view of the state of affairs of the company as at 31st March, 2021 and of the profit/loss of the company for that period;
- the directors had taken proper and sufficient care for the maintenance of adequate accounting records in accordance with the provisions of the Companies Act, 2013 for safeguarding the assets of the company and for preventing and detecting fraud and other irregularities;
- the directors had prepared the annual accounts on a going concern basis; and
- the directors have laid down internal financial controls as stated in explanation to section 134(5)(e) of the Companies Act, 2013 to be followed by the company and that such internal financial controls are adequate, commensurate with the nature and size of its business and are operating effectively;
- The directors have devised proper systems to ensure compliance with the provisions of all applicable laws and that such systems are adequate and operating effectively.

AUDITORS AND REPORT THEREON:

The Board of Directors based on the recommendation of the Audit Committee have recommended appointment of M/s. K A SANGHAVI AND CO LLP, Chartered Accountants (FRN No. 0120846W/W100289) appointed as statutory auditors of the Company for a second term of 5 (five)

consecutive years from the conclusion of this (15th) annual general meeting until the conclusion of the 20th annual general meeting of the Company.

The requirement to place the matter relating to appointment of Auditors for ratification by members at every Annual General Meeting is done away with vide notification dated May 7, 2018 issued by the Ministry of Corporate Affairs, New Delhi. Accordingly, no resolution is proposed for ratification of appointment of Auditors, who were re-appointed in the Annual General Meeting held on August 02nd, 2018.

The report of the Auditors is self-explanatory. There are no qualifications or adverse remarks in the Auditors' Report which require any clarification/ explanation. The Notes on financial statements are self-explanatory, and needs no further explanation. Further the Auditors' Report for the financial year ended, 31st March, 2021 is annexed to the Balance Sheet.

As required by Section 134(3)(f) of the Companies Act, 2013, your directors report that there is no fraud reported by the auditors in their report which is required to be reported here.

Your company has installed adequate internal financial controls with reference to the Financial Statements as reported by Auditors for the year ended 31st March, 2021.

SECRETARIAL AUDITOR

Pursuant to Section 204 of the Companies Act, 2013 read with Rules thereof, the Board of Directors had appointed M/s. Chirag Shah & Associates., Practicing Company Secretary, Ahmedabad, as Secretarial Auditors of the Company to conduct the Secretarial Audit for F.Y.2020-21. A Secretarial Audit Report for F.Y.2020-21 is annexed herewith as Annexure A. There are no qualification, reservation or adverse remarks in secretarial audit report, which is self-explanatory.

INTERNAL AUDITORS:

Pursuant to provisions of Section 138 of Companies Act, 2013 read with Rule 13 of the Companies (Accounts)

Rules, 2014 and other applicable provisions if any of the Companies Act, 2013 M/s Riki Desai & Associates, Chartered Accountants, were appointed as Internal Auditor of Company for period of 1 year from the F.Y. 2020-21. The said Internal Auditor has changed its firm name from M/s Riki Desai & Associates to M/s D D R & Co, Chartered Accountants, and were re-appointed as Internal Auditor of Company for period of 1 year from the F.Y. 2021-22.

The Company continued to implement her suggestions and recommendations to improve the control systems. Their scope of work includes review of processes for safeguarding the assets of the Company, review of operational efficiency, effectiveness of systems and processes, and assessing the internal control strengths in all areas. Internal Auditor's findings are discussed with the process owners and suitable corrective actions taken as per the directions of Audit Committee on an ongoing basis to improve efficiency in operations.

COST AUDITORS:

Provisions for Cost Auditor is not applicable to your company.

PARTICULARS OF LOAN, GUARANTEE AND INVESTMENT UNDER SECTION 186:

Pursuant to the provisions of Section 186 of the Companies Act, 2013, with respect to a loan, guarantee, security or investments covered under are disclosed in the notes to the Financial Statements.

PARTICULARS OF CONTRACTS OR ARRANGEMENTS WITH RELATED PARTIES:

In compliance of listing regulations, the company has framed the policy for transactions with Related Parties. There were no materially significant related party transactions entered between the Company, Directors, management, or their relatives except for those disclosed in the financial statements.

Apart from the Related Party transactions in the ordinary course of business and at arm's length basis, details of which are given in the notes to the financial statements, there were no other related party transactions requiring disclosure in the Director's Report, for compliance with section 134(3)(h) of the Companies Act, 2013.

However Form AOC - 2 related with particulars of contract or arrangements with related parties are annexed herewith as **Annexure B**.

AMOUNTS TRANSFERRED TO RESERVES:

The company has transferred the whole amount of Profit under the head Reserve and surplus account as per attached audited Balance sheet for the year ended on March 31, 2021.

MATERIAL CHANGES AFFECTING THE FINANCIAL POSITION OF THE COMPANY:

In the opinion of board of directors there are no material changes & have occurred after balance sheet date till the date of the report affecting the financial position of the company.

CONSERVATION OF ENERGY, TECHNOLOGY ABSORPTION, FOREIGN EXCHANGE EARNINGS AND OUTGO:

The details of conservation of energy, technology, absorption, foreign exchange earnings and outgo as required U/S 134(3)(m) of Companies Act 2013 are enclosed in *Annexure C*.

RISK MANAGEMENT POLICY:

The company has been exempted under regulation 21 of SEBI (Listing Obligation and Disclosure requirements) Regulations, 2015 from reporting of risk management.

The board is fully aware of Risk Factor and is taking preventive measures wherever required.

CORPORATE SOCIAL RESPONSIBILITIES (CSR) POLICY:

At present the company is not covered under CSR provisions as per criteria laid down under section 135(1) of the Companies Act, 2013, but company has voluntarily constituted CSR Committee and the said committee has framed CSR policy as per schedule VII.

The Company has voluntarily constituted a CSR Committee. The CSR Committee comprises of the following members

Sr. No.	Name of Directors	Position Held
1	CA Sanjay Natwarlal Mehta	Independent Director - Chairman
2	CA Mayank Yashwantraai Desai	Non-Executive Director - Member
3	Mr. Hetal Rumendrabhai Mehta	Independent Director - Member

The CSR Policy may be accessed on the Company's website www.meeraind.com

PARTICULARS OF DEPOSITS:

Company has not accepted any deposits falling within purview of the section 73 to 76 of The Companies Act, 2013 read with rules made there under. There Are no overdue public deposits, unclaimed public deposits as on the last day of financial year.

SIGNIFICANT AND MATERIAL ORDERS PASSED BY REGULATORS:

Your directors confirmed that no significant and material orders have been passed by Regulators or Courts or Tribunals impacting the going concern status and companies' operations in future.

INTERNAL FINANCIAL CONTROLS:

The internal audit covers a wide variety of operational matters and ensures compliance with specific standard with regards to availability and suitability of policies and procedures. The Company has placed proper and adequate internal financial control system which ensures that all the assets are safeguarded and protected.

Yours directors are of the opinion that looking to the size and nature of business of the company there is adequate internal financial control system and the said system is operating effectively. Report on the Internal Financial Controls under Clause (i) of Sub-section 3 of Section 143 of the Companies Act, 2013 is attached as Annexure A of the Auditors Report.

DIRECTORS AND KMP:

COMPANIES POLICIES ON DIRECTORS' APPOINTMENT AND REMUNERATION:

Pursuant to provisions of section 178(3) of the Companies Act, 2013 and other applicable provisions, if any, Company has constituted Nomination and Remuneration committee which determines criteria for the qualifications, positive attributes and independence of the Director, Key Managerial Personnel and other employees.

The Remuneration Policy is framed in accordance with Listing regulations and provisions of Companies Act, 2013.

The Nomination and Remuneration Committee comprise the following:

Sr. No.	Name of Directors	Position Held
1	Mr. Hetal Rumendrabhai Mehta	Independent Director - Chairman
2	CA Sanjay Natwarlal Mehta	Independent Director - Member
3	CA Mayank Yashwantraai Desai	Non-Executive Director - Member

The Nomination and Remuneration Committee acts in accordance with the terms of reference specified by the Board of Directors of the Company. The Nomination and Remuneration Committee met on 06th November, 2020 during the year, where all three members of the committee were present.

Note: For Nomination and Remuneration Committee Policy Please refer our website: www.meeraind.com

ANNUAL EVALUATION OF PERFORMANCE OF BOARD, DIRECTORS AND COMMITTEES:

Though the company has been exempt from annual evaluation of its own performance and performance of directors and committees thereof under SEBI (Listing Obligations and Disclosure Requirements) Regulations, 2015 but in terms of Rule 8(4) of the Companies (Accounts) Rules, 2014 company has laid down specific criteria for evaluation of annual performance and has developed qualitative and quantitative bench marks to ensure effective implementation of the same.

The performance of Board and its Committees, individual Directors, and Chairpersons were found satisfactory.

MEETING OF INDEPENDENT DIRECTORS:

The Independent Directors of company met one time during the year on 6th March, 2021 where all the Independent Directors were present under the requirement of Regulation 25 of SEBI (Listing Obligations and Disclosure Requirements) Regulations, 2015.

DECLARATION BY INDEPENDENT DIRECTORS:

Independent Director have given necessary declaration under Section 149(7) of the Companies Act, 2013 and as per the said declarations, they fulfill the criteria of Independence as provided in Section 149(6) of the Companies Act, 2013 and SEBI (Listing Obligations and Disclosure Requirements) Regulations, 2015.

The same has been recorded by the Board of Directors.

CHANGE IN COMPOSITION OF BOARD:

In accordance with the provisions of the Act and the Articles of Association of the Company, **Mrs. BIJAL DHARMESHBHAI DESAI**, Director of the Company, retires by rotation at the ensuing Annual General Meeting

and being eligible has offered herself for re-appointment.

AUDIT COMMITTEE:

During the financial year 2020-21, Two meetings of the Audit Committee were held on 10th July, 2020 and 6th November, 2020

Sr. No.	Name of Directors	Designation	Category	Number of meetings held	
				Held during the tenure	Attended
1	MR. Hetal Mehta	Chairman	Independent Director	2	2
2	CA Mayank Desai	Member	Non-executive Director	2	2
3	CA Sanjay Mehta	Member	Independent Director	2	2

All members of the Audit Committee have accounting and financial management knowledge and expertise/exposure. Required Audit Committee meetings were attended by the Internal Auditors, Statutory Auditors and Chief Financial Officer. The Company Secretary acts as the Secretary of the Audit Committee.

The Chairman of the Audit Committee attended the last Annual General Meeting (AGM) held on 5th December, 2020 to answer shareholders' queries.

STAKEHOLDERS' RELATIONSHIP COMMITTEE

The Stakeholder's Relationship Committee comprises of the following members:

Sr. No.	Name of Directors	Position Held
1	CA Mayank Yashwantraai Desai	Non Executive Director- Chairman
2	CA Sanjay Natwarlal Mehta	Independent Director - Member
3	MR. Hetal Rumendrabhai Mehta	Independent Director - Member

The Stakeholder's Relationship Committee met one time during the year on 6th November, 2020, where all the members of the committee were present.

Details of Investor's grievances/ Complaints:

No investor complaints received during the year. The pending complaints of the Shareholders/Investors registered with SEBI at the end of the current financial year ended on 31ST March, 2021 are NIL.

There were no pending requests for share transfer/dematerialization of shares as of 31st March 2021.

COMPANIES (AUDITOR'S REPORT) ORDER, 2015

In terms of section 143(11) of the Companies Act, 2013 CARO has been attached as part of Auditors Report.

DISCLOSURE REGARDING ISSUE OF EQUITY SHARES WITH DIFFERENTIAL RIGHTS:

The Company has not issued Equity Shares with differential rights.

DISCLOSURE REGARDING ISSUE OF SWEAT EQUITY SHARES:

The Company has not issued sweat Equity shares during the Financial Year 2020-21.

DISCLOSURE REGARDING ISSUE OF EMPLOYEE STOCK OPTIONS:

The Company has not issued Employee Stock Options during the Financial Year 2020-21.

REDEMPTION OF SHARES/DEBENTURES:

The Company has not redeemed any shares during the Financial Year 2020-21.

REDEMPTION OF SHARES/DEBENTURES:

The Company has not redeemed any shares during the Financial Year 2020-21.

TRANSFER OF UNCLAIMED DIVIDEND TO INVESTOR EDUCATION PROTECTION FUND:

As on 31st March, 2021, no amount is required to be transfer to investor education protection fund:

VIGIL MECHANISM/WHISTLE BLOWER POLICY:

Pursuant to Section 177(9) and (10) of the Companies Act, 2013, and Regulation 22 of the Listing Regulations, the Company has formulated Whistle Blower Policy /vigil mechanism for Directors and employees to report to the management about the unethical behaviour, fraud or violation of Company's code of conduct. The mechanism provides for adequate safeguards against victimization of employees and Directors who use such mechanism and makes provision for direct access to the chairman of the Audit Committee in exceptional cases. The Policy on vigil mechanism and whistle blower policy may be accessed on the Company's website at www.meeraind.com.

PREVENTION OF INSIDER TRADING :

The Company has adopted a Code of Conduct for Prevention of Insider Trading with a view to regulate trading in securities by the Directors and designated employees of the Company. The Code requires pre-clearance for dealing in the Company's shares and prohibits the purchase or sale of Company shares by the Directors and the designated employees while in possession of unpublished price sensitive information in relation to the Company and during the period when the Trading Window is closed. The Board is responsible for implementation of the Code. All Board Directors and the designated employees have confirmed compliance with the Code.

CORPORATE GOVERNANCE:

The company is exempted from reporting on corporate governance as per Regulation 15 of SEBI (Listing Obligation and Disclosure requirements) Regulations, 2015. the Company is not required to mandatorily comply with the provisions of certain regulations of the SEBI (Listing Obligations and Disclosure Requirements) Regulations, 2015. Hence, company is not filing Corporate Governance Report to stock exchange. Therefore, Corporate Governance Report is not attached. However, Company is complying with the Non applicability certificate on Corporate Governance to the Authority.

MANAGEMENT'S DISCUSSION AND ANALYSIS REPORT:

As per Schedule V of the SEBI (Listing Obligations and Disclosure Requirements) Regulations, 2015, the Management Discussion and Analysis Report forms part of this Annual Report being attached as **Annexure D**.

DETAILS OF SUBSIDIARY, JOINT VENTURE OR ASSOCIATES:

Your company has one Subsidiary name 'MEERA INDUSTRIES USA, LLC situated in USA. Your company has no joint venture or associates. However, particulars of Statement containing salient features of the financial statement of subsidiaries/associate companies/joint ventures in the prescribed format AOC-1 has been enclosed under **Annexure E** with the report and forms part of this report.

BUSINESS RESPONSIBILITY REPORT:

The company has been exempted from reporting on Business Responsibility Report as per Regulation 34(2)(f) of SEBI (Listing Obligation and Disclosure requirements) Regulations, 2015.

OTHER DISCLOSURES:**GENERAL MEETINGS:**

14TH Annual General Meeting of the Company was held at on Saturday, 05 December, 2020 at 04:00 p.m. through video conferencing/other audio visual means

MD AND CFO CERTIFICATION:

The MD and CFO of the company required to gives annual certification on financial reporting and internal controls to the board in terms of Regulation 17(8) of listing regulation and certification on financial results while placing the financial result before the board in terms of Regulation 33 of listing regulation and same is published in this report as **Annexure F**.

DISCLOSURE RELATING TO EMPLOYEES:

The information required under Section 197 of the Companies Act, 2013 read with Rule 5(1) of the Companies(Appointment and Remuneration of Managerial Personnel) Rules, 2014 are provided in separate annexure forming part of this Report as **Annexure G**.

The statement containing particulars of employees as required under Section 197 of the Companies Act, 2013 read with Rule 5(2) of the Companies (Appointment and Remuneration of Managerial Personnel) Rules, 2014 will be provided upon request. However, having regard to the provisions of the proviso to Section 136(1) of the Act and as advised, the Annual Report excluding the aforesaid information is being sent to the members of the Company. The said information is available for inspection at the registered office of the company during working hours and any member interested in obtaining such information may write to the Company Secretary and the same will be furnished on request.

DISCLOSURE UNDER SECTION 22 OF THE SEXUAL HARASSMENT OF WOMEN AT WORKPLACE (PREVENTION, PROHIBITION AND REDRESSAL) ACT, 2013:

The Company always endeavours to create and provide an environment which is safe, free from discrimination and harassment including sexual harassment to every

individual in the premises. As per the requirements of The Sexual Harassment of Women at Workplace (Prevention, Prohibition & Redressal) Act, 2013 and rules made thereunder, your Company has constituted Internal Complaints Committee (ICC) which is responsible for redressal of complaints related to sexual harassment. During the year under review, there were no complaints pertaining to sexual harassment.

ACKNOWLEDGMENT:

Your directors wish to extend their sincere thanks to the

Government as well as the Government agencies, banks, customers, shareholders, vendors and other related organizations who have helped in your Company's progress, as partners, through their continued support and co-operation.

Your Directors also wish to place on record their sincere appreciation for the dedicated efforts and consistent contribution made by the employees at all levels, to ensure that the Company continues to grow and excel.

Place: SACHIN, SURAT
Date: 18.08.2021

For and on behalf of Board of Directors
MEERA INDUSTRIES LIMITED

Dharmesh V. Desai
Chairman and Managing Director
DIN: 00292502

FORM NO. MR-3 SECRETARIAL AUDIT REPORT

FOR THE FINANCIAL YEAR ENDED 31.03.2021

[Pursuant to section 204(1) of the Companies Act, 2013 and rule
No.9 of the Companies (Appointment and Remuneration Personnel) Rules, 2014]

**To,
The Members,
Meera Industries Limited**

We have conducted the secretarial audit of the compliance of applicable statutory provisions and the adherence to good corporate practices by Meera Industries Limited (herein after called the company). Secretarial Audit was conducted in a manner that provided us a reasonable basis for evaluating the corporate conducts/statutory compliances and expressing our opinion thereon.

Based on our verification of the Company's books, papers, minute books, forms and returns filed and other records maintained by the Company and also the information provided by the Company, its officers, agents and authorized representatives during the conduct of secretarial audit by using appropriate Information technology tools like virtual data sharing by way of data room and remote desktop access tools, we hereby report that in our opinion, the Company has, during the audit period covering the financial year ended on March 31, 2021, complied with the statutory provisions listed hereunder and also that the Company has proper Board-processes and compliance-mechanism in place to the extent, in the manner and subject to the reporting made herein after. The physical Inspection or Verification of documents and records were taken to the extent possible:

We have examined the books, papers, minute books, forms and returns filed and other records maintained by the Company for the financial year ended on 31.03.2021 according to the provisions of:

- (i) The Companies Act, 2013 (the Act) and the rules made thereunder;
- (ii) The Securities Contracts (Regulation) Act, 1956 ('SCRA') and the rules made there under;
- (iii) The Depositories Act, 1996 and the Regulations and Bye-laws framed there under;
- (iv) Foreign Exchange Management Act, 1999 and the rules and regulations made there under to the extent of Foreign Direct Investment, Overseas Direct Investment and External Commercial Borrowings;
- (v) The following Regulations and Guidelines prescribed under the Securities and Exchange Board of India Act, 1992 ('SEBI Act'):-
 - (a) The Securities and Exchange Board of India (Substantial Acquisition of Shares and Takeovers)

Regulations, 2011;

- (b) The Securities and Exchange Board of India (Prohibition of Insider Trading) Regulations, 2015;
- (c) The Securities and Exchange Board of India (Issue of Capital and Disclosure Requirements) Regulations, 2018(Not Applicable during the audit period);
- (d) The Securities and Exchange Board of India (Share Based Employee Benefits) Regulations, 2014 (NotApplicable during the audit period);
- (e) The Securities and Exchange Board of India (Issue and Listing of Debt Securities) Regulations, 2008(Not Applicable during the audit period);
- (f) The Securities and Exchange Board of India (Registrars to an Issue and Share Transfer Agents) Regulations, 1993 regarding the Companies Act and dealing with client;
- (g) The Securities and Exchange Board of India (Delisting of Equity Shares) Regulations, 2009 - (NotApplicable during the audit period);
- (h) The Securities and Exchange Board of India (Buyback of Securities) Regulations 2018 (Not Applicable during the audit period);
- (i) The Securities and Exchange Board of India (Listing Obligations and Disclosures and Requirement) Regulation 2015;
- (j) Other laws specifically applicable to the company, as per the representation made by the company.
 - 1. Factories Act, 1948
 - 2. Gujarat Factories Rules, 1963

We have also examined compliance with the applicable clauses of the following:

- (a) Secretarial Standards issued by The Institute of Company Secretaries of India.
- (b) The Listing Agreements entered into by the Company with Stock Exchange(s), - BSE Limited.

During the period under review the Company has complied with the provisions of the Act, Rules, Regulations, Guidelines, Standards, etc. mentioned above.

We further report that

The Board of Directors of the Company is duly constituted with proper balance of Executive Directors, Non-Executive

Directors and Independent Directors. The changes in the composition of the Board of Directors that took place during the period under review were carried out in compliance with the provisions of the Act.

Adequate notice is given to all directors to schedule the Board Meetings, agenda and detailed notes on agenda were sent at least seven days in advance, and a system exists for seeking and obtaining further information and clarifications on the agenda items before the meeting and for meaningful participation at the meeting.

Majority decision is carried through while the dissenting members' views are captured and recorded as part of the minutes.

We further report that there are adequate systems and

processes in the company commensurate with the size and operations of the company to monitor and ensure compliance with applicable laws, rules, regulations and guidelines.

We further report that during the audit period there were no specific events / actions having a major bearing on the company's affairs in pursuance of the above referred laws, rules, regulations, guidelines, standards, etc. referred to above.

We further Report that, During the year under review Company has passed following Special resolutions

1. Migration of Listing/ Trading of Equity shares of the company from BSE-SME platform to Main Board of BSE Limited.

Place: Ahmedabad
Date: August 18, 2021

Chirag Shah
Partner
Chirag Shah and Associates
FCS No. 5545
C P No.: 3498
UDIN: F005545C000805542

This report is to be read with our letter of even date which is annexed as **Annexure A** and forms an integral part of this report.

‘Annexure A’

**To,
The Members
Meera Industries Limited**

Our Secretarial Audit Report of even date is to be read along with this letter.

Management's Responsibility

1. It is the responsibility of the management of the Company to maintain secretarial records, devise proper systems to ensure compliance with the provisions of all applicable laws and regulations and to ensure that the systems are adequate and operate effectively.

Auditor's Responsibility

2. Our responsibility is to express an opinion on these secretarial records, standards and procedures followed by the Company with respect to secretarial compliances.
3. We believe that audit evidence and information obtain from the Company's management is adequate and appropriate for us to provide a basis for our opinion.
4. Wherever required, we have obtained the management representation about the compliance of laws, rules and regulations and happening of events etc.

Disclaimer

5. The Secretarial Audit Report is neither an assurance as to the future viability of the company nor of the efficacy or effectiveness with which the management has conducted the affairs of the Company.

Place: Ahmedabad
Date: August 18, 2021

Chirag Shah
Partner
Chirag Shah and Associates
FCS No. 5545
C P No.: 3498
UDIN: F005545C000805542

INTENTIONALLY BLANK

ANNEXURE – B TO THE DIRECTORS' REPORT

FORM NO. AOC -2

(Pursuant to clause (h) of sub-section (3) of section 134 of the Act and Rule 8(2) of the Companies (Accounts) Rules, 2014.

Form for Disclosure of particulars of contracts/arrangements entered into by the company with related parties referred to in sub section (1) of section 188 of the Companies Act, 2013 including certain arms length transaction under third proviso thereto.

1.Details of contracts or arrangements or transactions not at Arm's length basis.

SL. No.	Particulars	Details
1	Name (s) of the related party & nature of relationship	NIL
2	Nature of contracts/arrangements/transaction	NIL
3	Duration of the contracts/arrangements/transaction	NIL
4	Salient terms of the contracts or arrangements or transaction including the value, if any	NIL
5	Justification for entering into such contracts or arrangements or transactions'	NIL
6	Date of approval by the Board	NIL
7	Amount paid as advances, if any	NIL
8	Date on which the special resolution was passed in General meeting as required under first proviso to section 188	NIL

2.Details of contracts or arrangements or transactions at Arm's length basis.

Sl. No.	Particulars	Details
1	Name (s) of the related party & nature of relationship	Bijal Dharmesh Desai (Director)
2	Nature of contracts/arrangements/ transactions	Lease Rental
3	Duration of the contracts/arrangements/ transaction	5 year
4	Salient terms of the contracts or arrangements or transaction including the value, if any	RS. 22,22,640/- per annum.
5	Date of approval by the Board	NA Since the contract was entered into in the ordinary course of business and on arm's length basis.
6	Amount paid as advances, if any	NIL

For and on behalf of Board of Directors of,
MEERA INDUSTRIES LIMITEDPlace:

SACHIN, SURAT
Date: 18.08.2021

Dharmesh V. Desai
Chairman And Managing Director

INTENTIONALLY BLANK

ANNEXURE - C TO THE DIRECTORS' REPORT
INFORMATION AS PER SECTION 134(3)(m) OF THE COMPANIES
ACT, 2014 FORMING PART OF THE DIRECTORS' REPORT FOR
THE YEAR ENDED 31ST MARCH, 2021

CONSERVATION OF ENERGY / ABSORPTION AND FOREIGN EXCHANGE EARNINGS AND OUTGO A. TECHNOLOGY ABSORPTION:-

The Company has no foreign collaboration and is well versed with the indigenous technology

B. CONSERVATION OF ENERGY:

- (a) As power and energy expenditure are not main cost constituent of company's overall product costing. So, at present company is not required to take any conservation measures
- (b) Steps taken by the company for utilizing alternate sources of energy including waste generated: Nil
- (c) Capital investment on energy conservation equipment: Nil

C. RESEARCH & DEVELOPMENT (R&D):

Company had incurred following expenditure on R&D:

Particulars	For the year ended 31.03.2021
Research and Development Expenses :	
Opening Stock of R&D Goods	16.56
Add :	
Purchase of R&D Goods	4.12
Other R&D Expenses	0.00
Salary and Wages	26.93
Bonus	2.12
	49.73
Less : Closing Stock of R&D Goods	11.25
Scrape Sales	0.00
	38.48

D. TECHNOLOGY ABSORPTION, ADOPTATION AND INNOVATION

a. Efforts Made: -

The Company deploys indigenous technology and continues its efforts to increase its yield, production, scale of operations and upgradation of technology.

b. Benefits derived as a result of above efforts

Product improved through high efficiency and energy saving has improved an overall working of the Company.

c. In case of imported technology (imported during the last 5 years from the beginning of the financial year):

Technology imported	Year of import	Has technology been fully absorbed,	If not fully absorbed, areas where this has not taken place, reasons there for and future plan of action
	N.A.	N.A.	N.A.

E. FOREIGN EXCHANGE EARNINGS AND OUTGO:

The particulars relating to foreign exchange earnings and outgo during the year under review are as under:

Particulars	2020-21	2019-20
Earnings	752.20	526.94
Outgo on account of expenses	6.53	69.69
Outgo on account of import of components on CIF basis	237.93	36.77

Place: SACHIN, SURAT
Date: 18.08.2021

For and on behalf of Board of Directors
MEERA INDUSTRIES LIMITED

Dharmesh V. Desai
Chairman and Managing Director
DIN: 00292502

MANAGEMENT DISCUSSION AND ANALYSIS REPORT

INDUSTRIAL STRUCTURE AND DEVELOPMENT:

The Company is in the business of textile machine manufacturer dealing in twisting, cabling, winding, and heat setting machines. It is a leading company offering world-class products to national as well as international markets. However, Competition in the industry is continuously increasing, but overall Performance of the Company is good.

OUTLOOK:

The COVID-19 pandemic is a worldwide crisis and has meant that the economies will have to operate alongside the disease, now as the attention has started shifting from lockdown to safe reopening. The Company expects the market for textile machineries will contribute to the Indian Textile Industry's growth. Accordingly, Company is taking effective steps to improve operational efficiency. India's stable macroeconomic environment and strong growth outlook stand out relative to other emerging markets. As the Indian growth story pans out, along with it is the growth of its robust textile industries. However, trade tensions & COVID-19 Pandemic among major economies impacted global growth prospects and has larger concerns on slowing down of world trade. The uncertainties associated with the pandemic COVID-19 may have adverse impact on the demand and supply chain in the short-term in segments, and the Company is working to minimise the impact of such aberrations to sustain the operations and identify new opportunities to grow. Accordingly the company is executing the strategies to mitigate the impact of slowdown of trade.

OVERVIEW:

The financial statements have been prepared the information required by the Companies Act, 2013 ("the Act") in the manner so required and give a true and fair view in conformity with the Accounting Standards prescribed under section 133 of the Act read with the Companies (Accounting Standards) Rules, 2006 and other accounting principles generally accepted in India, of the state of affairs of the Company as at March 31, 2020 and the profit, and its cash flows for the year ended on that date. The management of the company accepts responsibility for the integrity and objectivity of these financial statements, as well as for various estimates and judgments used therein. The estimates and judgments relating to the financial statements have been made on a prudent and reasonable basis, in order that the financial statements reflect in a true and fair manner the form and substance of transactions, and reasonably present the company's state of affairs and profit for the year.

THE TEXTILE INDUSTRY:

Globally, Textile, Carpets, Threads, and Apparel sector is an important sector making a sizeable contribution to

economic progress. Being a basic product, its output has grown consistently over the years.

The Indian textile machine industry is one among the most important industries for the Indian economy considering its contribution to employment generation, industrial output, and foreign exchange earnings. India incidentally is one among the largest consumer and exporter of textile machines and clothing in the world.

The Company manufactures Mainly 3 broad categories of machines. Classification based mainly on final application.

1. Twisting Machines For Carpets and Rugs
2. Twisting Machines For Threads and Twines
3. Twisting Machines For Textile and Fabrics

Meera's ability to stay at the cutting-edge of technology ensures that its sophisticated equipment generates quality output consistently year after year.

The Company's customer-centric DNA is reflected in its ability to offer a comprehensive basket of value-added services (which continues to expand) that ensures optimum utilisation of the machine throughout its useful life.

COMPETITION:

Competition in the domestic as well as international market has intensified and forced the players to adopt aggressive marketing strategy and promotional campaigns to capture and protect their market shares. The Company has the plans to penetrate better into global market, especially through the customer retention and business development in the regions which have not been tapped.

The Company sells its products through a well-established network in different countries, which are supported by the Company's strong marketing force. The Company's broad product range and frequent visits by its marketing people to the outlets and the importing countries ensure that the Company's products receive a maximum response and are adequately promoted.

OPERATIONS:

- Installed New automatic machines in the workshop to reduce component manufacturing time and increase productivity and quality.
- Provided intensive training (classroom and shop floor) to the team.
- Created a team dedicated to work with key suppliers on aligning their processes and products to Meera's requirement
- Streamlined the supply of components to assembly lines for faster and accurate assembly operations; updated and provided in-detail Standard Operating

Procedures (SOP) to the assembly operators for error-free mechanics

- Renovated certain important mother equipment with the latest technology and automation solutions for improving product quality and productivity
- Automated the part screening process to check components on parameters critical to quality and customer requirement; data captured provides traceability of each component to its batch and operator

R&D:

- Developed and Delivered New Cabler / Twister for the Carpet Industry for BCF Yarn, A sector known to be dominated by only one player in the world.
- Improved the Size of TPRS Twister for Industrial Thread and FIBC Segment where in the new machine can twist directly large packages upto 280 MM. A significant move welcomed and appreciated by industry veterans.
- Ring Twisting Machines has been Upgraded for a high speed operations at a significant low noise compared to earlier models.
- Upgraded motors in machines with energy efficient variants for minimising power consumption
- Extended the Accelerating Competency for Design Excellence (ACDE) philosophy to the mechatronics and mechanical sections

- Organised numerous training sessions (theory and workshop) to engrain the ACDE culture across the entire team

Marketing:

- Increased awareness and market share in Carpet & Rugs and Threads & Twine Segments through its recently improvised models.
- Pro-active Customer Relationship Management
- Registered significant growth in exports in key global textile hubs owing to an increase in the customer base and a wider acceptance of products
- Received a big Carpet Yarn Twisting project from Indonesia for Twisting/ Cabling and Heat Setting of Polyester High Bulk and BCF Yarns.
- Established a presence in CIS nations which are fast emerging as textile destinations globally
- Shortened the delivery schedule of spare parts which enhanced customer confidence in the Company and increased sales

CUSTOMER SERVICE:

Intensified the provision of audit service to existing clients to facilitate maximising of machine uptime; kept a close watch on timely preventive maintenance through a dedicated team.

KEY FINANCIAL RATIO:

Pursuant to amendment made in Schedule V to the SEBI Listing Regulations, details of significant changes (i.e. change of 25% or more as compared to the immediately previous financial year) in Key Financial Ratios and any changes in Return on Net Worth of the Company (on standalone basis) including explanations therefore are given below:

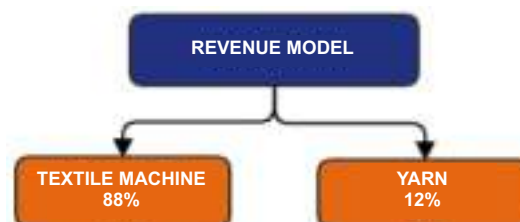
Sr	Particulars	F.Y. 2020-21	F.Y. 2019-20	% Changes
	PROFITABILITY RATIOS (%):			
1	Operating Profit Margin	13.38	3.9	243
2	Net Profit Margin	9.88	2.66	271
3	Return on Net Worth	8.84	2.41	267
	WORKING CAPITAL RATIOS:			
4	Debtors Turnover	6.96	7.93	-12.23
5	Inventory Turnover	2.84	2.75	3.27
	GEARING RATIOS:			
6	Interest Coverage			
7	Debt / Equity			
	LIQUIDITY RATIO:			
8	Current Ratio	2.21	2.35	-5.95

Return on Net worth ration is increased due to increase in net profit of the company.

COMPANY OVERVIEW:

Our Company was originally incorporated as Meera Industries Private Limited on July 05, 2006. Our Company is a growing textile machine manufacturer dealing in twisting, cabling, winding, and heat setting machines. We design, develop, and sell high-performance machines to various processing and manufacturing units in the textile industry. The huge repository of knowledge and technology base that our Company has developed since inception is a strong base to outperform the competition and be abreast in the market. This supports our Company to constantly upgrade the technologies to meet present and futuristic requirements of our customers. We ensure the quality of our products through rigorous testing including testing of sub system before integration and followed by testing of the entire system when assembled. We provide a combination of designing, manufacturing, testing facilities and after sales support that provides customer delight to the equipment offered by us. Our Company has started its own yarn twisting division in Fiscal 2017-18, which includes processing and selling of yarn. Yarn Twisting includes

uniting two or more doubled yarn ends to hold the constituent fibres together, thus giving enough strength to the yarn, and also producing a continuous length of yarn. The revenue model of our Company as on March 31, 2021 based on the two segments is as follows:



The Company's continued focus on Machine division is expected to continue to drive its performance and the company remain committed to maintaining high operating standards. The Company has registered improved financial performance during the financial year 2019-20.

Key Highlights of the Company's Standalone and consolidated performance for the year are as under.

Performance of your company for F.Y. 2020-21 is summarized as under:

	Standalone Results		Consolidated	
	2020-21	2019-20	2020-21	2019-20
Income from Operations	2177.31	2015.63	2223.40	2026.54
Other income	49.64	85.33	49.41	85.33
Total Income	2226.95	2100.96	2272.81	2111.86
Less: Total Expenditure before Int., Depreciation & Tax	1873.78	1975.61	1922.24	1989.76
Profit/(Loss) before Int., Depreciation & Tax	353.17	125.35	350.57	122.10
Less : Interest	1.96	3.32	2.22	3.39
Profit/(Loss) before Depreciation & Tax	351.21	122.03	348.35	118.71
Less : Depreciation	52.99	42.17	53.50	42.60
Profit/(Loss) before Exceptional and extraordinary items and Tax	298.22	79.86	294.85	76.12
Less : exceptional items	0	0.00	0	0.00
Profit/(Loss) before Tax	298.22	79.86	294.85	76.12
Less : Current Tax	62.32	17.60	56.62	17.60
: Deferred Tax	13.70	5.09	13.70	5.09
: Prior period items	(2.22)	(1.30)	(2.22)	(1.30)
Profit/(Loss) after Tax	219.98	55.87	222.31	52.13
Add: Surplus/Deficit B/F. from Pre. Year	515.71	674.41	538.13	700.57

Less: Amount Transferred From Sundries (Others)	0	0.00	0	0.00
Less: Interim Dividend	53.39	44.50	53.39	44.50
Less: Provision for Final Dividend	0	133.49	0	133.49
Less: Dividend Distri. Tax	0	36.59	0	36.59
Balance Carried to B/s.	682.30	515.71	707.04	538.13

STATE OF COMPANY'S PERFORMANCE (STANDALONE):

During the year under review, the Company has earned high profit compared to the previous year. The situation of heavy pressure on margin continued in the year:

- The revenue of the company increased to Rs. 2226.95 Lakhs as compared to Rs. 2100.96 Lakhs in the previous year.
- The net profit after Tax also increased to Rs. 219.98 Lakhs as compared to Rs. 55.87 Lakhs in the previous year.

STATE OF COMPANY'S PERFORMANCE (CONSOLIDATED):

- The revenue of the company increased to Rs. 2272.81 Lakhs as compared to Rs. 2111.86 Lakhs in the previous year.
- The net profit after Tax also increased to Rs. 222.31 as compared to Rs. 52.13 in the previous year.

The Company has demonstrated strong performance across twisting Machine Manufacturing despite rising exchange rates and competition.

INITIATIVES BY THE COMPANY:

The Company has taken the following initiatives:

- Concentration on the reduction of costs by undertaking a specific exercise in different fields.
- Concentration in Increase of Exports.
- Focusing on the modernization of manufacturing process to improvise quality and reduction of costs.
- The Company is quite confident that the overall productivity, profitability would improve in a sustainable manner, as a result of this strategy.
- Increase connect with all customers to capitalise on opportunities arising from their modernisation projects by regularly participating in international machine Exhibitions

- Strengthen presence in international markets (new and existing) by gaining a larger share of the customer's wallet.
- Focus on growing the awareness of its new products in the preparatory segment. Increase sales of spares and grow knowledge-based revenue through its customer-centric initiatives.
- Adopt Total Quality Management (TQM) principles to ensure better processes and practices.

RISK MANAGEMENT:

The risk management function is integral to the company and its objectives include ensuring that critical risk is identified continuously, monitored and managed effectively in order to protect the company's business.

However, the changes in the tax laws, Government policies, and regulatory requirement might affect the company's business. Uncontrolled variation in the price of input materials could impact the company's profitability to the extent that the same are not absorbed by the market through a price increase and/or could have a negative impact on the demand in the market. Currency risks mainly arise out of overseas operations. Exchange rate fluctuation could significantly impact earnings because of earning in foreign currencies and expenditures in foreign currencies. The company is operating in the highly competitive market.

The management has already taken initiatives in advance for mitigating the above mentioned risk and concerns/challenges. The company has taken major initiatives like a hedging of exposure in foreign currencies, strong marketing efforts, focus on cost reduction through inventory management techniques, the introduction of new products and manufacturing process without compromising the quality of products and retain talented employees etc.

INTERNAL CONTROL SYSTEMS AND THEIR ADEQUACY:

The Company has a benefit of Internal Control Systems developed over years which ensured that all transactions are satisfactorily recorded and reported and all assets are protected against loss from an unauthorized use or

otherwise. The Internal control system is adequate and commensurate with the nature of its business and size of its operations, though continues efforts are being made to strengthen the same. The management also reviews the internal control systems and procedures to ensure its application.

MATERIAL DEVELOPMENT IN HUMAN RESOURCES/INDUSTRIAL RELATIONS FRONT, INCLUDING NUMBER OF PEOPLE EMPLOYED:

The number of employees engaged during the year was in line with operational requirement of the Company. The relation with labour was cordial during the year. During the year, several initiatives, such as performance management systems, Learning, and Development programme were

held for efficient & effective organisation. The HR function is committed to improve all its processes based on the results and feedback and ensure that its manpower will remain its greatest asset.

CAUTIONARY NOTICE (DISCLAIMER):

The statements in the "Management Discussion and Analysis Report" section describes the Company's objectives, projections, estimates, expectations and predictions, which may be "forward looking statements" within the meaning of the applicable laws and regulations. The annual results can differ materially from those expressed or implied, depending upon the economic and climatic conditions, Government policies and other incidental factors.

Place: SACHIN, SURAT
Date: 18.08.2021

For and on behalf of Board of Directors
MEERA INDUSTRIES LIMITED

Dharmesh V. Desai
Chairman and Managing Director
DIN: 00292502

INTENTIONALLY BLANK

ANNEXURE - E

Form AOC-1

(Pursuant to first proviso to sub-section (3) of section 129 read with rule 5 of Companies (Accounts) Rules, 2014)
Statement containing salient features of the financial statement of subsidiaries/associate companies/joint ventures

Part “A”: Subsidiaries

(Information in respect of each subsidiary to be presented with amounts in Rs.)


Sl. No.	Particulars	Details
1.	Name of the subsidiary	MEERA INDUSTRIES USA, LLC
2.	Reporting period for the subsidiary concerned, if different from the holding company's reporting period	2020-2021
3.	Reporting currency and Exchange rate as on the last date of the relevant Financial year in the case of foreign subsidiaries	INR(Lakhs)
4.	Share capital	64.76
5.	Reserves & surplus	24.74
6.	Total assets	148.86
7.	Total Liabilities	64.95
8.	Investments	Nil
9.	Turnover	90.52
10.	Profit before taxation	-3.15
11.	Provision for taxation	-5.47
12.	Profit after taxation	2.33
13.	Proposed Dividend	NIL
14.	% of shareholding	100%

Notes: The following information shall be furnished at the end of the statement:

- Names of subsidiaries which are yet to commence operations
- Names of subsidiaries which have been liquidated or sold during the year.

Part “B”: Associates and Joint Ventures

Statement pursuant to Section 129 (3) of the Companies Act, 2013 related to Associate Companies and Joint Ventures

Name of associates/Joint Ventures	
Latest audited Balance Sheet Date	
Shares of Associate/Joint Ventures held by the company on the year end	
No.	
Amount of Investment in Associates/Joint Venture	
Extend of Holding%	
Description of how there is significant influence	
Reason why the associate/joint venture is not consolidated	
Net worth attributable to shareholding as per latest audited Balance Sheet	
Profit/Loss for the year	
i. Considered in Consolidation	
ii. Not Considered in Consolidation	

- Names of associates or joint ventures which are yet to commence operations. - NIL
- Names of associates or joint ventures which have been liquidated or sold during the year. - N.A.

For and on behalf of Board of Directors of,
MEERA INDUSTRIES LIMITEDPlace:

SACHIN, SURAT
Date: 18.08.2021

Dharmesh V. Desai
Chairman And Managing Director

CEO & CFO COMPLIANCE CERTIFICATE**[Under Regulation 17(8) of SEBI (LODR) Regulations, 2015]**

To,
The Board of Directors,
MEERA INDUSTRIES LIMITED
Surat.

We hereby certify that-

- i. We have reviewed the financial statements and the cash flow statements for the year ended 31st March, 2021 and that to the best of our knowledge and belief:
 - a) These statements do not contain any materially untrue statement or omit any material fact or contain statements that might be misleading.
 - b) These statements together present a true and fair view of the Company's affairs and are in compliance with existing accounting standards, applicable laws and regulations.
- ii. To the best of our knowledge and belief, no transactions entered by the Company during the year ended 31st March, 2021 which are fraudulent, illegal or violation of the Company's Code of Conduct.
- iii. We accept responsibility for establishing and maintaining internal control system and that we have evaluated the effectiveness of the internal control system of the Company and we have disclosed to the auditors and the Audit Committee, efficiencies in the design or operation of internal control system, if any, of which we are aware and the steps we have taken or propose to take to rectify these deficiencies.
- iv. We further certify that we have indicated to the auditors and the Audit Committee:
 - a) There are no significant changes in internal control system during the year;
 - b) There are no significant changes in accounting policies during the year and that the same have been disclosed in the notes to the financial statements; and
 - c) There are no instances of significant fraud of which we have become aware, involving management or an employee having a significant role in the Company's internal control system.

Place: SACHIN, SURAT
Date: 18.08.2021

For and on behalf of Board of Directors
MEERA INDUSTRIES LIMITED

Vinod Satyanarayan Ojha
CFO
PAN : ABSPO9365K

Dharmesh V. Desai
Chairman and Managing Director
DIN: 00292502

INTENTIONALLY BLANK

NOTICE OF 15th A.G.M.

NOTICE IS HEREBY GIVEN THAT 15TH (FIFTEEN) ANNUAL GENERAL MEETING OF THE MEMBERS OF “MEERA INDUSTRIES LIMITED” CIN: L29298GJ2006PLC048627 WILL BE HELD AT REGISTERED OFFICE OF THE COMPANY SITUATED AT 2126, ROAD NO. 2, GIDC, SACHIN, SURAT - 394230 ON THURSDAY, 30TH SEPTEMBER, 2021 AT 04:00 P.M. THROUGH VIDEO CONFERENCING/OTHER AUDIO VISUAL MEANS TO CONSIDER AND TRANSACT THE FOLLOWING BUSINESS:

A) ORDINARY BUSINESS:

1. To receive, consider and adopt the Standalone and consolidated Audited Financial Statements of the Company for the financial year ended on **31st March 2021**, the Consolidated Financial Statements for the said financial year and along with Report of the Board of Directors & Report of Auditors thereon.

2. To declare the payment of Final Dividend on Equity Shares for the financial year 2020-21 and in this regard, pass the following resolution as an Ordinary Resolution:

“RESOLVED THAT a final dividend at the rate of ₹ 0.70 /- (Seventy Paise Only) per equity share of ₹ 10/- (Ten Rupees) each fully paid-up of the Company be and is hereby declared for the financial year ended March 31, 2021 and the same be paid to shareholders whose name appear on record date as fixed by the Board of Directors of the Company, out of the profits of the Company for the financial year ended March 31, 2021.”

3. To appoint a Director in place of Mrs. BIJAL DHARMESHBHAI DESAI (DIN: 00292319), who retires by rotation and being eligible, offers herself for re-appointment and in this regard, pass the following resolution as an Ordinary Resolution:

“RESOLVED THAT pursuant to the provisions of section 152(6) of the Companies Act, 2013 and the rules made there under, Mrs. BIJAL DHARMESHBHAI DESAI (DIN: 00292319), who retires by rotation and being eligible for re-appointment, be and is hereby re-appointed as the Director of the Company, liable to retire by rotation.”

4. To re-appoint the statutory auditors of the Company and fix their remuneration for a second term of five years:

To consider, and if thought fit, to pass, with or without modification(s), the following resolution, as an ordinary resolution:

“RESOLVED THAT pursuant to the provisions of Section 139, 142 and other applicable provisions, if any, of the Companies Act, 2013 read with Companies (Audit and Auditors) Rules, 2014 (including any statutory modification(s) or re-enactment(s) thereof, for the time being in force), M/s. K A SANGHAVI AND CO LLP, Chartered Accountants (FRN No. 0120846W/W100289), be and is hereby appointed as Statutory Auditors of the Company for a second term of five years starting from financial year 2021- 22 and they hold office from the conclusion of this 15th annual general meeting until the conclusion of 20th annual general meeting of the Company at such remuneration and out of pocket expenses as may be mutually agreed between the Board of directors of the Company and the Statutory Auditors.”

Date: 18/08/2021
Place: Sachin, Surat

By Order of the Board of Directors

Bhavisha Khakhkhar
Company Secretary & Compliance Officer

Registered Office:

2126, Road No. 2, GIDC,
Sachin, Surat – 394230.
CIN: L29298GJ2006PLC048627
Tel.: +91-261-2399114
Email: info@meeraind.com
Website: www.meeraind.com

NOTES:

1. The **15TH Annual General Meeting (AGM)** is being held through **video conferencing (VC)/ other audio visual means (OAVM)** in accordance with the procedure prescribed in circular Number 20/2020 dated May 05, 2020 read with circular Number 14/2020 dated April 08, 2020 and circular Number 17/2020 dated April 13, 2020 issued by the Ministry of Corporate Affairs and circular Number SEBI/HO/CFD/ CMD1/CIR/P/2020/79 dated May 12, 2020 issued by the Securities and Exchange Board of India (the e-AGM circulars). The MEMBERS can attend the AGM through VC/OAVM by following instructions given below of the Notice. For the purpose of recording the proceedings, the AGM will be deemed to be held at the registered office of the Company at 2126, ROAD NO. 2, GIDC, SACHIN, SURAT - 394230, Gujarat, India. Keeping in view the guidelines to fight COVID-19 PANDEMIC, the Members are requested to attend the AGM from their respective locations by VC/OAVM and do not visit the registered office to attend the AGM.
2. Since the Annual General Meeting (AGM) is being held pursuant to the e-AGM circulars through video conferencing (VC)/ other audio visual means (OAVM), physical attendance of Members has been dispensed with. Accordingly, the facility for appointment of proxies by the Members will not be available for the AGM and hence, the Proxy form, Attendance Slip and route map of the AGM venue are not annexed to this Notice. However, a Member may appoint a representative as per applicable provisions of the Companies Act, 2013 to attend and/or vote.
3. Explanatory statements pursuant to Section 102 of the Companies Act, 2013, in respect of the ordinary and special businesses under Item no. 4 of the Notice are annexed herewith.
4. Corporate members intending to send their authorized representatives to attend the meeting are requested to send a certified copy of the Board resolution to the Company, authorizing their representative to attend the AGM through VC / OAVM on its behalf and to vote through remote e-voting.
5. Copies of the Balance Sheet, the Statement of Profit and Loss, the Directors' Report, the Auditor's Report and every other document required by law to be annexed or attached to the Balance Sheet for the financial year ended March 31, 2021 are annexed/attached.
6. Electronic copy of the Annual Report for 2020-21 including the Notice which includes the process and manner of attending the Annual General Meeting through video conferencing (VC)/ other audio visual means (OAVM), and e-voting is being sent to all the members whose e-mail addresses are registered with the Company/Depository Participants.
7. Printed copy of the Annual Report (including the Notice) is not being sent to the members in view of the e-AGM circulars.
8. Ministry of Corporate affairs and Stock Exchange Board of India have permitted listed companies, in view of the prevailing COVID-19 pandemic situation, to send during calendar year 2020 via e-mail the Notice of the Annual General Meeting and the Annual Report to shareholders whose e-mail IDs are registered in the Company's records. In order to receive the Annual Report, Notice and other communications in electric form, we request our shareholders to register/update their e-mail address and mobile number with their Depository Participant(s) in respect of shares held in electronic form or with the Company's Registrar & Transfer Agent (RTA), at M/s Karvy Fintech Private Limited, Karvy selenium tower B, Plot 31-32, Gachibowli, Financial District, Nanakramguda, Hyderabad -500032, e-mail ID: einward.ris@karvy.com
9. The Members may also note that the Notice of the Annual General Meeting and the Annual Report for 2020-21 will also be available on the website of the Company, www.meeraind.com, which can be downloaded. The electronic copies of the documents which are referred to in this Notice but not attached to it will be made available for inspection. For inspection, the members are requested to send a request through an e-mail on cs@meeraind.com with Depository participant ID and Client ID or Folio number.
10. The Members desiring any information relating to the accounts or have any questions, are requested to write to the Company on cs@meeraind.com at least Ten days before the date of the Annual General Meeting (AGM) so as to enable the Management to keep the information ready and provide it at the AGM.
11. In accordance with Rule 20 of the Companies (Management and Administration) Amendment Rules, 2015, the Company has fixed Friday, 24TH September, 2021 as the "cut-off date" to determine the eligibility to vote by electronic means or in the general meeting. A person whose name is recorded in the register of members or in the register of beneficial owners maintained by the depositories as on the cut-off date, i.e. Friday, 24TH September, 2021, shall be entitled to avail the facility of remote e-voting as well as voting in the general meeting.
12. Members are requested to note that dividends that are not claimed within seven years from the date of transfer to the Company's Unpaid Dividend Account, will, as per Section 124 of the Act, be transferred to the Investor Education and Protection Fund (IEPF). Further, shares on which the dividends remain unclaimed for seven consecutive years will also be transferred to the IEPF as per Section 124 of the Act, and the applicable rules. Since, members who have not claimed/ encashed their dividend warrant for respective financial years are requested to write to the Company/Registrar and Share Transfer Agent (RTA) at least a month before the due dates, as under:

Sr. No.	Financial Year	Date of Declaration	Due date for transfer to IEPF
1.	2018-19 (Final)	18/09/2019	17/10/2026
2.	2018-19 (Interim)	25/11/2019	24/11/2026
3.	2019-20 (Final)	05/12/2020	04/12/2027

13. Annual General Meeting (AGM) be held through video conferencing (VC) or other audio visual means (OAVM):

1. In view of the massive outbreak of the COVID-19 pandemic, social distancing is a norm to be followed and pursuant to the Circular No. 14/2020 dated April 08, 2020, Circular No.17/2020 dated April 13, 2020 issued by the Ministry of Corporate Affairs followed by Circular No. 20/2020 dated May 05, 2020 and Circular No. 02/2021 dated January 13, 2021 and all other relevant circulars issued from time to time, physical attendance of the Members to the EGM/AGM venue is not required and general meeting be held through video conferencing (VC) or other audio visual means (OAVM). Hence, Members can attend and participate in the ensuing EGM/AGM through VC/OAVM.

2. Pursuant to the Circular No. 14/2020 dated April 08, 2020, issued by the Ministry of Corporate Affairs, the facility to appoint proxy to attend and cast vote for the members is not available for this EGM/AGM. However, the Body Corporates are entitled to appoint authorised representatives to attend the EGM/AGM through VC/OAVM and participate there at and cast their votes through e-voting.

3. The Members can join the EGM/AGM in the VC/OAVM mode 15 minutes before and after the scheduled time of the commencement of the Meeting by following the procedure mentioned in the Notice. The facility of participation at the EGM/AGM through VC/OAVM will be made available for 1000 members on first come first served basis. This will not include large Shareholders (Shareholders holding 2% or more shareholding), Promoters, Institutional Investors, Directors, Key Managerial Personnel, the Chairpersons of the Audit Committee, Nomination and Remuneration Committee and Stakeholders Relationship Committee, Auditors etc. who are allowed to attend the EGM/AGM without restriction on account of first come first served basis.

4. The attendance of the Members attending the EGM/AGM through VC/OAVM will be counted for the purpose of reckoning the quorum under Section 103 of the Companies Act, 2013.

5. Pursuant to the provisions of Section 108 of the Companies Act, 2013 read with Rule 20 of the Companies (Management and Administration) Rules, 2014 (as amended) and Regulation 44 of SEBI (Listing Obligations & Disclosure Requirements) Regulations 2015 (as amended), and the Circulars issued by the Ministry of Corporate Affairs dated April 08, 2020, April 13, 2020 and May 05, 2020 the Company is providing facility of remote e-Voting to its Members in respect of the business to be transacted at the EGM/AGM. For this purpose, the Company has entered into an agreement with National Securities Depository Limited (NSDL) for facilitating voting through electronic means, as the authorized agency. The facility of casting votes by a member using remote e-Voting system as well as venue voting on the date of the EGM/AGM will be provided by NSDL.

6. In line with the Ministry of Corporate Affairs (MCA) Circular No. 17/2020 dated April 13, 2020, the Notice calling the EGM/AGM has been uploaded on the website of the Company at www.meeraind.com. The Notice can also be accessed from the websites of the Stock Exchanges i.e. BSE Limited and National Stock Exchange of India Limited at www.bseindia.com and www.nseindia.com respectively and the EGM/AGM Notice is also available on the website of NSDL (agency for providing the Remote e-Voting facility) i.e. www.evoting.nsdl.com.

7. EGM/AGM has been convened through VC/OAVM in compliance with applicable provisions of the Companies Act, 2013 read with MCA Circular No. 14/2020 dated April 08, 2020 and MCA Circular No. 17/2020 dated April 13, 2020, MCA Circular No. 20/2020 dated May 05, 2020 and MCA Circular No. 2/2021 dated January 13, 2021.

THE INSTRUCTIONS FOR MEMBERS FOR REMOTE E-VOTING AND JOINING ANNUAL GENERAL MEETING ARE AS UNDER:-

The remote e-voting period begins on Monday, 27th September, 2021 at 9:00 AM. and ends on Wednesday, 29th September, 2021 at 5:00 P.M. The remote e-voting module shall be disabled by NSDL for voting thereafter. The Members, whose names appear in the Register of Members / Beneficial Owners as on the record date (cut-off date) i.e. 24th September, 2021 may cast their vote electronically. The voting right of shareholders shall be in proportion to their share in the paid-up equity share capital of the Company as on the cut-off date, being 24th September, 2021.

How do I vote electronically using NSDL e-Voting system?

The way to vote electronically on NSDL e-Voting system consists of “Two Steps” which are mentioned below:

Step 1: Access to NSDL e-Voting system

A) Login method for e-Voting and joining virtual meeting for Individual shareholders holding securities in demat mode

In terms of SEBI circular dated December 9, 2020 on e-Voting facility provided by Listed Companies, Individual shareholders holding securities in demat mode are allowed to vote through their demat account maintained with Depositories and Depository Participants. Shareholders are advised to update their mobile number and email Id in their demat accounts in order to access e-Voting facility.

Login method for Individual shareholders holding securities in demat mode is given below:

Type of shareholders	Login Method
Individual Shareholders holding securities in demat mode with NSDL.	<ol style="list-style-type: none"> 1. If you are already registered for NSDL IDeAS facility, please visit the e-Services website of NSDL. Open web browser by typing the following URL: https://eservices.nsdl.com/ either on a Personal Computer or on a mobile. Once the home page of e-Services is launched, click on the “Beneficial Owner” icon under “Login” which is available under “IDeAS” section. A new screen will open. You will have to enter your User ID and Password. After successful authentication, you will be able to see e-Voting services. Click on “Access to e-Voting” under e-Voting services and you will be able to see e-Voting page. Click on options available against company name or e-Voting service provider - NSDL and you will be re-directed to NSDL e-Voting website for casting your vote during the remote e-Voting period or joining virtual meeting & voting during the meeting. 2. If the user is not registered for IDeAS e-Services, option to register is available at https://eservices.nsdl.com. Select “Register Online for IDeAS” Portal or click at https://eservices.nsdl.com/SecureWeb/IdeasDirectReg.jsp 3. Visit the e-Voting website of NSDL. Open web browser by typing the following URL: https://www.evoting.nsdl.com/ either on a Personal Computer or on a mobile. Once the home page of e-Voting system is launched, click on the icon “Login” which is available under ‘Shareholder/Member’ section. A new screen will open. You will have to enter your User ID (i.e. your sixteen digit demat account number held with NSDL), Password/OTP and a Verification Code as shown on the screen. After successful authentication, you will be redirected to NSDL Depository site wherein you can see e-Voting page. Click on options available against company name or e-Voting service provider - NSDL and you will be redirected to e-Voting website of NSDL for casting your vote during the remote e-Voting period or joining virtual meeting & voting during the meeting.

Individual Shareholders holding securities in demat mode with CDSL	<ol style="list-style-type: none"> Existing users who have opted for Easi / Easiest, they can login through their user id and password. Option will be made available to reach e-Voting page without any further authentication. The URL for users to login to Easi / Easiest are https://web.cdslindia.com/myeasi/home/login or www.cdslindia.com and click on New System Myeasi. After successful login of Easi/Easiest the user will be also able to see the E Voting Menu. The Menu will have links of e-Voting service provider i.e. NSDL. Click on NSDL to cast your vote. If the user is not registered for Easi/Easiest, option to register is available at https://web.cdslindia.com/myeasi/Registration/EasiRegistration. Alternatively, the user can directly access e-Voting page by providing demat Account Number and PAN No. from a link in www.cdslindia.com home page. The system will authenticate the user by sending OTP on registered Mobile & Email as recorded in the demat Account. After successful authentication, user will be provided links for the respective ESP i.e. NSDL where the e-Voting is in progress.
Individual Shareholders (holding securities in demat mode) login through their depository participants	You can also login using the login credentials of your demat account through your Depository Participant registered with NSDL/CDSL for e-Voting facility. Once login, you will be able to see e-Voting option. Once you click on e-Voting option, you will be redirected to NSDL/CDSL Depository site after successful authentication, wherein you can see e-Voting feature. Click on options available against company name or e-Voting service provider-NSDL and you will be redirected to e-Voting website of NSDL for casting your vote during the remote e-Voting period or joining virtual meeting & voting during the meeting.

Important note:

Members who are unable to retrieve User ID/ Password are advised to use Forget User ID and Forget Password option available at abovementioned website.

Helpdesk for Individual Shareholders holding securities in demat mode for any technical issues related to login through Depository i.e. NSDL and CDSL.

Login type	Helpdesk details
Individual Shareholders holding securities in demat mode with NSDL	Members facing any technical issue in login can contact NSDL helpdesk by sending a request at evoting@nsdl.co.in or call at toll free no.: 1800 1020 990 and 1800 22 44 30
Individual Shareholders holding securities in demat mode with CDSL	Members facing any technical issue in login can contact CDSL helpdesk by sending a request at helpdesk.evoting@cdslindia.com or contact at 022-23058738 or 022-23058542-43

B) Login Method for shareholders other than Individual shareholders holding securities in demat mode and shareholders holding securities in physical mode.

How to Log-in to NSDL e-Voting website?

- Visit the e-Voting website of NSDL. Open web browser by typing the following URL: <https://www.evoting.nsdl.com/> either on a Personal Computer or on a mobile.
- Once the home page of e-Voting system is launched, click on the icon "Login" which is available under 'Shareholder/Member' section.
- A new screen will open. You will have to enter your User ID, your Password/OTP and a Verification Code as shown

on the screen.

Alternatively, if you are registered for NSDL eservices i.e. IDEAS, you can log-in at <https://eservices.nsdl.com/> with your existing IDEAS login. Once you log-in to NSDL eservices after using your log-in credentials, click on e-Voting and you can proceed to Step 2 i.e. Cast your vote electronically.

4. Your User ID details are given below :

Manner of holding shares i.e. Demat (NSDL or CDSL) or Physical	Your User ID is:
a) For Members who hold shares in demat account with NSDL.	8 Character DP ID followed by 8 Digit Client ID For example if your DP ID is IN300*** and Client ID is 12***** then your user ID is IN300***12*****.
b) For Members who hold shares in demat account with CDSL.	16 Digit Beneficiary ID For example if your Beneficiary ID is 12***** then your user ID is 12*****
c) For Members holding shares in Physical Form.	EVEN Number followed by Folio Number registered with the company For example if folio number is 001*** and EVEN is 101456 then user ID is 101456001***

5. Password details for shareholders other than Individual shareholders are given below:

a) If you are already registered for e-Voting, then you can use your existing password and cast your vote.

b) If you are using NSDL e-Voting system for the first time, you will need to retrieve the 'initial password' which was communicated to you. Once you retrieve your 'initial password', you need to enter the 'initial password' and the system will force you to change your password.

c) How to retrieve your 'initial password'?

(i) If your email ID is registered in your demat account or with the company, your 'initial password' is communicated to you on your email ID. Trace the email sent to you from NSDL from your mailbox. Open the email and open the attachment i.e. a .pdf file. Open the .pdf file. The password to open the .pdf file is your 8 digit client ID for NSDL last 8 digits of client ID for CDSL number for shares held in physical form. The .pdf file contains your 'User ID' and your 'initial password'.

(ii) If your email ID is not registered, please follow steps mentioned below in process for those registered shareholders whose email ids are not

6. If you are unable to retrieve or have not received the "Initial password" or have forgotten your password:

a) Click on "Forgot User Details/Password?" (If you are holding shares in your demat account with NSDL or CDSL) option available on www.evoting.nsdl.com.

b) Physical User Reset Password? (If you are holding shares in physical mode) option available on www.evoting.nsdl.com.

c) If you are still unable to get the password by aforesaid two options, you can send a request at evoting@nsdl.co.in mentioning your demat account number/folio number, your PAN, your request at demat your name and your registered address etc.

d) Members can also use the OTP (One Time Password) based login for casting the votes on the e - V o t i n g s y s t e m o f N S D L .

7. After entering your password, tick on Agree to "Terms and Conditions" by selecting on the check box.

8. Now, you will have to click on "Login" button.

9. After you click on the "Login" button, Home page of e-Voting will open.

Step 2: Cast your vote electronically and join General Meeting on NSDL e-Voting system.

How to cast your vote electronically and join General Meeting on NSDL e-Voting system?

1. After successful login at Step 1, you will be able to see all the companies "EVEN" in which you are holding shares and whose voting cycle and General Meeting is in active status.
2. Select "EVEN" of company for which you wish to cast your vote during the remote e-Voting and casting your vote during the General Meeting. For joining virtual meeting, you need to click on "VC/OAVM" link placed under "Join General Meeting".
3. Now you are ready for e-Voting as the Voting page opens.
4. Cast your vote by selecting appropriate options i.e. assent or dissent, verify/modify the number of shares for which you wish to cast your vote and click on "Submit" and also "Confirm" when prompted.
5. Upon confirmation, the message "Vote cast successfully" will be displayed.
6. You can also take the printout of the votes cast by you by clicking on the print option on the confirmation page.
7. Once you confirm your vote on the resolution, you will not be allowed to modify your vote.

General Guidelines for shareholders

1. Institutional shareholders (i.e. other than individuals, HUF, NRI etc.) are required to send scanned copy (PDF/JPG Format) of the relevant Board Resolution/ Authority letter etc. with attested specimen signature of the duly authorized signatory(ies) who are authorized to vote, to the Scrutinizer by e-mail to pcschirag@gmail.com with a copy marked to evoting@nsdl.co.in.
2. It is strongly recommended not to share your password with any other person and take utmost care to keep your password confidential. Login to the e-voting website will be disabled upon five unsuccessful attempts to key in the correct password. In such an event, you will need to go through the "Forgot User Details/Password?" or "Physical User Reset Password?" option available on www.evoting.nsdl.com to reset the password.
3. In case of any queries, you may refer the Frequently Asked Questions (FAQs) for Shareholders and e-voting user manual for Shareholders available at the download section of www.evoting.nsdl.com or call on toll free no.: 1800 1020 990 and 1800 22 44 30 or send a request to Ms. Pallavi Mhatre-NSDL at pallavid@nsdl.co.in/ 022-24994545 or Mr. Pratik Bhatt-NSDL at pratikb@nsdl.co.in/ 022-24994738 at evoting@nsdl.co.in

Process for those shareholders whose email ids are not registered with the depositories for procuring user id and password and registration of e mail ids for e-voting for the resolutions set out in this notice:

1. In case shares are held in physical mode please provide Folio No., Name of shareholder, scanned copy of the share certificate (front and back), PAN (self attested scanned copy of PAN card), AADHAR (self attested scanned copy of Aadhar Card) by email to cs@meeraind.com.
2. In case shares are held in demat mode, please provide DPID-CLID (16 digit DPID + CLID or 16 digit beneficiary ID), Name, client master or copy of Consolidated Account statement, PAN (self attested scanned copy of PAN card), AADHAR (self attested scanned copy of Aadhar Card) to cs@meeraind.com. If you are an Individual shareholders holding securities in demat mode, you are requested to refer to the login method explained at step 1 (A) i.e. Login method for e-Voting and joining virtual meeting for Individual shareholders holding securities in demat mode.
3. Alternatively shareholder/members may send a request to evoting@nsdl.co.in for procuring user id and password for e-voting by providing above mentioned documents.
4. In terms of SEBI circular dated December 9, 2020 on e-Voting facility provided by Listed Companies, Individual shareholders holding securities in demat mode are allowed to vote through their demat account maintained with Depositories and Depository Participants. Shareholders are required to update their mobile number and email ID correctly in their demat account in order to access e-Voting facility.

THE INSTRUCTIONS FOR MEMBERS FOR e-VOTING ON THE DAY OF THE EGM/AGM ARE AS UNDER:-

1. The procedure for e-Voting on the day of the EGM/AGM is same as the instructions mentioned above for remote e-voting.
2. Only those Members/ shareholders, who will be present in the EGM/AGM through VC/OAVM

facility and have not casted their vote on the Resolutions through remote e-Voting and are otherwise not barred from doing so, shall be eligible to vote through e-Voting system in the EGM/AGM.

3. Members who have voted through Remote e-Voting will be eligible to attend the EGM/AGM. However, they will not be eligible to vote at the EGM/AGM.
4. The details of the person who may be contacted for any grievances connected with the facility for e-Voting on the day of the EGM/AGM shall be the same person mentioned for Remote e-voting.

INSTRUCTIONS FOR MEMBERS FOR ATTENDING THE EGM/AGM THROUGH VC/OAVM ARE AS UNDER:

1. Member will be provided with a facility to attend the EGM/AGM through VC/OAVM through the NSDL e-Voting system. Members may access by following the steps mentioned above for Access to NSDL e-Voting system. After successful login, you can see link of "VC/OAVM link" placed under "Join General meeting" menu against company name. You are requested to click on VC/OAVM link placed under Join General Meeting menu. The link for VC/OAVM will be available in Shareholder/Member login where the EVEN of

Company will be displayed. Please note that the members who do not have the User ID and Password for e-Voting or have forgotten the User ID and Password may retrieve the same by following the remote e-Voting instructions mentioned in the notice to avoid last minute rush.

2. Members are encouraged to join the Meeting through Laptops for better experience.
3. Further Members will be required to allow Camera and use Internet with a good speed to avoid any disturbance during the meeting.
4. Please note that Participants Connecting from Mobile Devices or Tablets or through Laptop connecting via Mobile Hotspot may experience Audio/Video loss due to Fluctuation in their respective network. It is therefore recommended to use Stable Wi-Fi or LAN Connection to mitigate any kind of aforesaid glitches.
5. Shareholders who would like to express their views/have questions may send their questions in advance mentioning their name demat account number/folio number, email id, mobile number at cs@meeraind.com. The same will be replied by the company suitably.

In case of any queries, you may refer the Frequently Asked Questions (FAQs) for Shareholders and e-voting user manual for Shareholders available at the download section of www.evoting.nsdl.com or call on toll free no.: 1800-222-990 or send a request at evoting@nsdl.co.in

[Pursuant to Section 102(1) of the Companies Act, 2013 in respect of Item No. 5 to Item No. 7 and Regulation 36(5) of the SEBI (Listing Obligations and Disclosure Requirements) Regulations, 2015 in respect of Item No. 3]

DISCLOSURE UNDER REGULATION 36(5) OF THE SEBI (LISTING OBLIGATIONS AND DISCLOSURE REQUIREMENTS) REGULATIONS, 2015

Item – 4

To re-appoint statutory auditors of the Company and fix their remuneration

The Audit Committee at its meeting held on **29TH June, 2021** and the Board of Directors at its meeting held on **29TH June, 2021** have recommended the appointment of M/s KA SANGHAVI AND CO LLP. Chartered Accountants, having ICAI Firm Registration No. 0120846W/W100289 as the Statutory Auditor of the Company for a period of 5 (Five) consecutive years effective from the Conclusion of the 15th Annual General Meeting till the conclusion of the 20th Annual General Meeting to be held in the calendar year 2026. Further, the Company has also received a consent letter stating that, if they are appointed as the Statutory Auditor of the Company, the same will be in accordance within the limits as specified under Section 139 and any other applicable provisions of the Companies Act, 2013 and Rules made thereunder. The said letter also contains that their Firm is eligible for appointment and is not disqualified for appointment under the Companies Act, 2013, the Chartered Accountants Act, 1949 and Rules and Regulations made thereunder and no order or pending proceeding relating to professional matters of conduct before the Institute of Chartered Accountants of India or any competent authority or any court is passed.

Additional information about Statutory Auditor pursuant to Regulation 36(5) of the SEBI (Listing Obligations and Disclosure Requirements) Regulations, 2015 is provided below:

Details	Particulars
Proposed fees payable to the auditors in connection with the audit of the accounts of the Company for the financial year 2021-22	For FY 2020-21 Rs. 2,50,000/- (for Statutory Audit, Tax Audit and limited review fees) with authority to the Board to finalise/ revise the same during the tenure of five years. The above fee is excluding fees to be paid in other capacity, fee for certifications and reimbursement of expenses as per actuals.
Terms of appointment	M/s K A SANGHAVI AND CO LLP. (Firm Registration No. 0120846W/W100289) is proposed to appointed as Statutory Auditor of the Company for a period of five (5) consecutive years from the conclusion of the 15th AGM till the conclusion of 20th AGM of the Company.
In case of a new auditor, any material change in the fee payable to such auditor from that paid to the outgoing auditor along with the rationale for such change	Not Applicable
Basis of recommendation for appointment including the details in relation to and credentials of the statutory auditor(s) and branch auditor proposed to be re-appointed	K S Sanghvi & Co, Chartered Accountants, is a blend of experienced professionals and enthusiastic youngsters. The Firm is well equipped in both areas of practices – the traditional as well as the modern. The Firm is known for its advice on matters relating to Direct Taxes. The Firm was started by Kirit Sanghvi in the year 1978 as a proprietor with interest in the area of Direct Taxes and Litigation. Later, Hitendra Doshi joined as a partner of the Firm in the year 1988 to expand the Firm's practice in the area of Operational and Internal Audits. The Firm rapidly expanded in areas of Internal and Operational Audits, and tax restructuring with some reputed listed Companies being its clients. Shailesh Shethia joined the Firm as a partner in 2002 to further the growth of the Firm in the areas of Government Audits and managing tax aspects of Government Organizations and Public Sector Undertakings. Tapan Sanghvi joined the Firm in 2008 with ISA qualification to fuel growth in the areas of Banking and Financial Services, Textiles and Manufacturing Sectors. With diverse experiences coming together, today, the Firm offers a wide range of services from Auditing to Taxation to Advisory.

None of the Directors and/or Key Managerial personnel of the Company and their relatives are concerned or interested, financially, or otherwise, in the resolution set out at Item No.4 of the accompanying Notice.

The Board recommends the Ordinary Resolution set out at Item No.4 of the Notice for approval by the Members.

Date: 18/08/2021
Place: Sachin, Surat

By Order of the Board of Directors

Bhavisha Khakhkhar
Company Secretary & Compliance Officer

Registered Office:
2126, Road No. 2, GIDC,
Sachin, Surat – 394230.
CIN: L29298GJ2006PLC048627
Tel.: +91-261-2399114
Email: info@meeraind.com
Website: www.meeraind.com

Information Pursuant to the Listing Regulations and Secretarial Standards in Respect of Directors Retiring by Rotation

1) Name of Directors	BIJAL DHARMESHBHAI DESAI
2) Age	45 Years
3) Qualification	Post Graduate with Master Degree in Science from Veer Narmad South Gujarat University
4) Date of first Appointment on the Board	5th July, 2006
5) Experience	She has more than 15 years of professional experience in the business and industry for handling activities related to operation and administration of the company. She holds a Master's degree in Science from the Veer Narmad South Gujarat University. She is currently heading the human resource, administration and logistics department of our Company.
6) List of Companies in which holds directorship as on 31.3.2021	Meera Industries Limited
7) Chairman/member of the Committee as on 31.03.2021	NIL

Date: 18/08/2021
Place: Sachin, Surat

By Order of the Board of Directors

Bhavisha Khakhkhar
Company Secretary & Compliance Officer

Registered Office:
2126, Road No. 2, GIDC,
Sachin, Surat – 394230.
CIN: L29298GJ2006PLC048627
Tel.: +91-261-2399114
Email: info@meeraind.com
Website: www.meeraind.com

www.meeraind.com

Innovative authentic futuristic yarn twisting Solutions

Meera Industries Limited

2126, Road No. 2, GIDC, Sachin,
Surat - 394230, Gujarat, INDIA
+91 261 23 99 114, +91 987 95 97 041.
sales@meeraind.com www.meeraind.com

Meera Industries USA, LLC

209, Swathmore Ave, High Point, NC, USA 27263
+1 (336) 906 - 7570
steve@meeraind.com

MEERA®
INDUSTRIES LIMITED

